



**PLU**  
NEW  
LUTE  
GUIDE  
**2017-18**



# WELCOME TO THE CLASS OF 2021!

Now that you're a Lute, you will experience all sorts of individual attention and it starts with New Student Registration.

It is very important to us that you have an excellent start to your academic experience at PLU and that's why we spend one-on-one time with you during New Student Registration to discuss your academic background, your ideas about possible majors, and your hopes for college. This conversation will help us guide you in choosing a great set of classes for your fall semester.

Use this workbook to learn more about scheduling your registration appointment, what it's like to be a first-year student at PLU, living on campus, how our Career Connections can help you get started right away on next steps on your path, and more.

# PLU NEW LUTE GUIDE 2017-18

---

3-8 REGISTRATION WORKBOOK

9-10 FIRST-YEAR EXPERIENCE

11-12 RESIDENTIAL LIFE

13 CAREER CONNECTIONS

14 NEW LUTE INFORMATION

15 NEW STUDENT ORIENTATION

16 2017-18 CALENDAR

17 TO-DO LIST

18 CAMPUS MAP

# STEP ONE


## SCHEDULE YOUR REGISTRATION APPOINTMENT

### CHOOSE A DAY:



### DO THIS FIRST!

- 1** Pay your Enrollment Deposit online at [www.plu.edu/bealute](http://www.plu.edu/bealute)
- 2** Register for your PLU ePass email account at [www.plu.edu/myepass](http://www.plu.edu/myepass)
- 3** Complete your Online Payment Contract at [www.plu.edu/student-services](http://www.plu.edu/student-services)
- 4** Request your appointment date and time at [www.plu.edu/academic-advising](http://www.plu.edu/academic-advising)

 Students intending to pursue admission to PLU's School of Nursing are invited to attend on Friday, June 16.

### ABLE TO COME TO CAMPUS?

We have a half-day experience planned for you (family and friends welcome):  
Hour 1: Academic Overview  
Hour 2: New Student Orientation  
Hour 3: Financial Planning Consultation  
Hour 4: Individual Registration Appointment

### JOINING US VIA PHONE OR SKYPE?

We will email you academic overview information prior to your registration appointment for you to review. Financial planning information will be mailed to you.

### TAKE NOTE

Check your PLU email (from the PLU homepage, click on ePass and then on Gmail) and write the date and time of your registration appointment here:

# STEP TWO

## COMPLETE YOUR PLACEMENT EVALUATIONS BEFORE JUNE 1



### MATH PLACEMENT

The Math Placement Evaluation is **REQUIRED** if you are interested in studying any of the following subjects at PLU:

- Biology
- Business
- Chemistry
- Computer science
- Education
- 3-2 Engineering
- Mathematics
- Physics
- Pre-med/health sciences

Just to be safe, we encourage ALL students to take the Math Placement Evaluation now (while your math knowledge is fresh). **It is required before you can enroll in any math course at PLU.**

### LANGUAGE PLACEMENT

The Language Placement Evaluation is **REQUIRED** if you intend to CONTINUE studying the following languages at PLU:

- Chinese
- French
- German
- Greek
- Latin
- Norwegian
- Spanish

### COMPLETE THE MATH AND/OR LANGUAGE PLACEMENT EVALUATION:

[www.plu.edu/academic-advising](http://www.plu.edu/academic-advising)

in order to be on track in your first semester.

**TAKE NOTE**

Record your results here:

Math placement

**RESULTS:**

Language placement

**RESULTS:**

# STEP THREE

## EXPLORE POSSIBLE MAJORS

### DIVISION OF HUMANITIES

#### Classical Languages

*Emphases:* Greek, Latin

#### Classical Studies

#### English

*Emphases:* Literature, Writing

#### French

#### German

#### Norwegian

#### Philosophy

#### Religion

#### Spanish (Hispanic Studies)

#### + ADDITIONAL MINORS

Children's Literature and Culture, Chinese Language, Classical Studies (emphases: Greek, Latin), Publishing & Printing Arts, Religion-Teacher Education

### DIVISION OF NATURAL SCIENCES

#### Biology

#### Chemistry

*Emphases:* General Chemistry, Biochemistry, Chemical Physics

#### Computer Science

#### Engineering Dual Degree

#### Geosciences

#### Mathematics

*Emphases:* General Mathematics, Mathematics Education, Financial Mathematics

#### Physics

*Emphasis:* Applied Physics

#### + ADDITIONAL MINORS

Actuarial Science, Electrical Engineering, Statistics

### DIVISION OF SOCIAL SCIENCES

#### Anthropology

#### Economics

#### History

#### Politics & Government

#### Psychology

#### Social Work

#### Sociology

#### + ADDITIONAL MINORS

Conflict Resolution, Public Affairs

### SCHOOL OF ARTS AND COMMUNICATION

#### Art & Design

#### Art History (BA)

#### Studio Arts (BA)

#### Studio Arts (BFA)

*Concentrations:* Ceramics, Graphic Design, Painting, Photography, Printmaking, Sculpture

#### Communication & Theatre

#### Communication (BAC)

*Concentrations:* Communication Studies, Conflict & Peacebuilding, Media, Mass Communication & Journalism, Strategic Communication

#### Theatre: Acting/Directing

#### (BA/BFA)

#### Theatre: Design/Technical

#### (BA/BFA)

#### Music

#### Music (BA)

#### Music Composition

#### Music Performance

*Concentrations:* Instrumental,

#### Organ, Piano, Vocal

#### Music Education

*Concentrations:* K-12 Choral (emphases: Elementary, Secondary),

K-12 Instrumental (emphases:

Band, Orchestra)

#### Musical Arts

#### + ADDITIONAL MINORS

Art History, Studio Arts, Publishing & Printing Arts, Communication Theatre, Dance Performance, Music - General, Music - Specialized

### SCHOOL OF BUSINESS

#### Business Administration

*Concentrations:* Accounting, Finance, Individualized, Management & Human Resources, Marketing

#### + ADDITIONAL MINORS

Business Administration, Business Marketing, Non-Profit Leadership

#### + CERTIFICATE PROGRAM

Accounting

### SCHOOL OF EDUCATION AND KINESIOLOGY

#### Education

#### Elementary Education

*Specializations:* Early Childhood Education, English Language Learners, Reading, Special Education

#### Outreach Education

Focused on educational careers outside the K-12 classroom.

If you're interested in teaching middle and high school (secondary education), we recommend you major in the area you hope to teach and then earn your educational certification as part of a Master's program.

#### Kinesiology

#### Kinesiology (BAK)

*Concentrations:* Health and Fitness Education, Health and Fitness Promotion

#### Kinesiology (BSK)

*Concentrations:* Pre-Physical Therapy, Exercise Science

#### + ADDITIONAL MINORS

Coaching, Exercise and Sport, Psychology, Personal Training, Pre-Athletic Training

### SCHOOL OF NURSING

#### Bachelor of Science in Nursing

### INTERDISCIPLINARY PROGRAMS

#### Chinese Studies

#### Environmental Studies\*

#### Global Studies\*

*Concentrations:* Development & Social Justice, International Affairs, Transnational Interaction, Integration & Diversity

#### Scandinavian Area Studies

#### Women's and Gender Studies\*

#### + ADDITIONAL MINORS

Children's Literature & Culture, Holocaust & Genocide Studies, Printing and Publishing Arts

\*These majors require a complementary major or minor.

### PRE-PROFESSIONAL ADVISING PROGRAMS

#### Military Science (ROTC)

#### Pre-Law:

#### Pre-Professional Health

#### Sciences:

#### Theological Studies:

#### Pre-professional advising.

Students participate in an advising program that helps them select a major and build an individual course schedule that best prepares them for their future career.

## TAKE NOTE

List 3-5 potential majors that appeal to you:


# STEP FOUR

## GENERAL EDUCATION

PLU's General Education Program, grounded in liberal arts, Lutheran education and scientific perspectives, prepares you for a courageous life of thoughtful inquiry, service, leadership and care — for other people, communities and the Earth. Through a wide range of topical and engaging classes, we welcome you into ongoing conversations about nature and the human condition — challenging you to think critically, discern and formulate values, express yourself effectively and creatively, interact with others respectfully, and understand the world from various perspectives.

### GEN ED

FYEP 101 - Writing Seminar ..... (4 credits)  
 FYEP 190 - Inquiry Seminar ..... (4 credits)

Arts.....AR (4 credits)  
 Literature.....LT (4 credits)  
 Philosophy.....PH (4 credits)  
 Christian Traditions.....RC (4 credits)  
 Global Religious Traditions ..RG (4 credits)  
 Social Sciences.....SO (8 credits)

Mathematical Reasoning.....MR (4 credits)  
 Scientific Method .....SM (4 credits)  
 Natural Sciences.....NS (4 credits)

Alternative Perspectives .....A (4 credits)  
 Cross-Cultural Perspectives.....C (4 credits)  
 PHED 100.....PE (1 credit)  
 PHED Activity Courses .....(3 credits total)  
 College of Arts and Sciences .....CAS  
 Senior Seminar .....SR

### FIRST-YEAR EXPERIENCE PROGRAM



PLU's unique First-Year Experience Program (FYEP) provides students with opportunities to develop their academic skills while engaging in meaningful conversations and in seminars and co-curricular settings throughout their first year. Serving as a foundation for general education, FYEP courses and co-curricular programs stress critical inquiry, effective expression, and learning in and through community.

### INTERNATIONAL HONORS PROGRAM

IHON is a rigorous alternative to PLU's General Education Program, offering interdisciplinary courses that explore contemporary issues and their historical foundations through an integrated, multinational approach.

Interested in IHON but haven't applied? Apply soon - this is your only chance! In order to be part of the program, you have to be admitted to IHON **before** you register for your first semester classes.

More information:  
[www.plu.edu/honors](http://www.plu.edu/honors).

### IHON

FYEP 101 - Writing Seminar ..... (4 credits)  
 IHON 112...(equivalent to FYEP 190) (4 credits)

IHON 111.....(4 credits)  
 IHON 200.....(4 credits)  
 IHON 200.....(4 credits)  
 IHON 200.....(4 credits)  
 IHON 200.....(4 credits)  
 IHON 300 .....(4 credits)

Mathematical Reasoning.....MR (4 credits)  
 Scientific Method .....SM (4 credits)

Alternative Perspectives ..... A (4 credits)  
 Cross-Cultural Perspectives...C (4 credits)  
 PHED 100.....PE (1 credit)  
 PHED Activity Courses ..... (3 credits total)  
 College of Arts and Sciences .....CAS  
 Senior Seminar .....SR

# STEP FIVE

## FIRST-YEAR CLASSES FOR COLLEGE SUCCESS



### FALL SEMESTER:

**FYEP 101: First-Year Writing Seminar** This four-credit course will allow you to improve

your writing skills within the context of an interesting topic or theme that encourages reflection, dialogue, debate and effective writing, alongside 15 fellow first-year students. This course is required for all students entering PLU with fewer than 30 completed college credits, but strongly recommended for all new students.

**Transitions to PLU** This one-credit course assists in the transition from high school to university academics. The Office of Academic Advising will email more information to eligible students prior to New Student Registration.



### JANUARY TERM:

**FYEP 190: First-Year Inquiry Seminar** This 4-credit course may be taken during January

Term or Spring Semester. The inquiry seminar will introduce you to methods and topics of study within a particular discipline and help you build critical thinking, reading and discussion skills. Class size is limited to 20-25 students. This course is required for all students entering PLU with fewer than 30 completed college credits.



### SPRING SEMESTER:

**FYEP 190: First-Year Inquiry Seminar** This 4-credit course may be taken during January

Term or Spring Semester. The inquiry seminar will introduce you to methods and topics of study within a particular discipline and help you build critical thinking, reading, and discussion skills. Class size is limited to 20-25 students. This course is required for all students entering PLU with fewer than 30 completed college credits.

**Career and Educational Planning** This one-credit course assists students in their personal decisions regarding major and career opportunities. Students will engage in self-assessment, exploration of the worlds of work, educational planning, reality testing and building career-related experience. This course is highly recommended for students who have not yet decided on a PLU major.

### RESIDENTIAL LINKED COURSES



There are many links between first-year classes and residential communities.

See page 12 for more information.

### TAKE NOTE



See FYEP 101 topics at [www.plu.edu/first-year](http://www.plu.edu/first-year) and list all the topics that interest you:



# STEP SIX

## CRAFTING A COURSE SCHEDULE

Most students take 12-13 credits during their first semester at PLU (full-time enrollment is 12-17 credits per semester). Since most classes are four credits, a 12-credit load would include three classes. To put together a complete (and manageable) first-semester schedule, consider FYEP 101 (see page 7), one general education course (see page 6) and one course that explores your potential major (see page 5).

### CONSIDERING A SPRING SPORT?



Athletes with competitive seasons in the spring are advised to take a heavier course load (16 credits) in the fall.

### TAKE NOTE



How many credits would you like to take your first semester?

### SAMPLE FALL SCHEDULES

#### INTEREST AREA: NURSING

COURSE	CREDIT	WHAT DOES THIS COURSE FULFILL?
PSYC 101	4	Major and General Education
BIOL 205	4	Major and General Education
BIOL 205 lab	0	
FYEP 101	4	First-Year Writing Seminar
<b>12 total credits</b>		

#### INTEREST AREA: BUSINESS

COURSE	CREDIT	WHAT DOES THIS COURSE FULFILL?
MATH 128	4	Major and General Education
FYEP 101	4	First-Year Writing Seminar
ECON 101	4	Major and General Education
ARTD 101	4	General Education
<b>16 total credits</b>		

#### INTEREST AREA: BIOLOGY OR CHEMISTRY

COURSE	CREDIT	WHAT DOES THIS COURSE FULFILL?
MATH 140	4	Major and General Education
CHEM 115	4	Major and General Education
CHEM 115 lab	0	
FYEP 101	4	First-Year Writing Seminar
<b>12 total credits</b>		

#### INTEREST AREA: UNDECIDED IHON

COURSE	CREDIT	WHAT DOES THIS COURSE FULFILL?
FYEP 101	4	First-Year Writing Seminar
IHON 111	4	General Education
MATH 151	4	General Education
SOCI 101	4	General Education, Exploring Major
PHED 100	1	General Education
<b>17 total credits</b>		

#### INTEREST AREA: UNDECIDED

COURSE	CREDIT	WHAT DOES THIS COURSE FULFILL?
FYEP 101	4	First-Year Writing Seminar
HIST 108	4	General Education, Exploring Major
MATH 105	4	General Education
PHED 100	1	General Education
<b>13 total credits</b>		

### CREDIT REQUIREMENTS

You must complete 128 credits to graduate from PLU. To stay on track to graduate in four years, students typically take 32 credits each academic year. If you take 12 credits in Fall, 4 credits in January, and 16 credits in Spring, you're right on track.

# THE FIRST-YEAR EXPERIENCE

LEARN MORE

[www.plu.edu/first-year](http://www.plu.edu/first-year)

Everyone at PLU will work together to ensure that your first year at PLU is a success on every level — from introducing you to university life to providing support throughout the year. Here are just some of the ways we help make your first year as a Lute successful:

## COMMON READING

[www.plu.edu/first-year/common-reading](http://www.plu.edu/first-year/common-reading)

To ensure every student starts at PLU with at least one shared academic experience, students, faculty and staff read the same book over the summer in preparation for book discussions during New Student Orientation. The 2017 Common Reading book is *Between the World and Me* by Ta-Nehisi Coates. Copies will be available for purchase during New Student Registration.

## NEW STUDENT ORIENTATION

[www.plu.edu/new](http://www.plu.edu/new)

All new students attend New Student Orientation — this is your official welcome to PLU! See pages 15-16 for more information.

## FYEP 101 and 190

[www.plu.edu/first-year](http://www.plu.edu/first-year)

In your first year you will take two First-Year Experience Program courses, Writing 101 and Inquiry 190. These small learning communities emphasize three foundational skills and values: literacy, critical reflection and learning in community. See page 7 for more information on these courses.



**LEARN MORE**

[www.plu.edu/first-year](http://www.plu.edu/first-year)

# THE FIRST-YEAR EXPERIENCE

## FIRST-YEAR WING COMMUNITIES AND RESIDENTIAL LEARNING COMMUNITIES

[www.plu.edu/residential-life](http://www.plu.edu/residential-life)

First-Year Communities help you get to know PLU and the Parkland-Tacoma community better. You'll meet friends and build community to support your transition to PLU. Residential Learning Communities are designed living-learning communities for students who share a special interest area, adding to the learning that happens in the classroom and beyond.

If you're not living on campus, the Cave community is intentionally designed with commuting student needs and interests in mind, including study spaces, kitchen facilities, access to lockers and opportunities to connect with other PLU students.

## EMERGING LEADERS

[www.plu.edu/student-involvement/emerging-leaders](http://www.plu.edu/student-involvement/emerging-leaders)

This program is designed to help first-year students connect to involvement opportunities and is built upon three core principles: lead, link and learn.

## EXPLORE!

[www.plu.edu/explore](http://www.plu.edu/explore)

First-year students are invited to gather to discuss and discern vocation, "big enough" questions and character strengths that support student success. The EXPLORE! Retreat will help you understand your purpose and make connections between your studies, your passions and the world's needs. Understanding and committing to your vocational journey is part of what it means to be a Lute.



## WELCOME HOME TO PLU!

Living on campus is an integral component of the PLU Experience — 85 percent of first-year students live on campus. At PLU, we call our living facilities “residence halls” because they are SO much more than a dorm. Our nine dynamic on-campus living and learning environments are fun, supportive and convenient—a terrific value on many levels.

*"Hinderlie is a place full of passionate, talented, and insightful people. I couldn't imagine living anywhere else these past two years!"*

### GRACE

(Junior, former resident of Hinderlie Community for Creative Expression)

### BENEFITS

Students who live on campus have:

- ★ a built-in community to share meals, studies and fun!
- ★ easier access to classes, athletic events and campus programming
- ★ more interaction with faculty and better access to learning resources
- ★ increased opportunities to assume leadership positions on campus
- ★ support and resources nearby, with live-in professional resident directors and trained student resident assistants
- ★ overall greater satisfaction with the college experience

### HIGHER RETENTION RATES

From fall 2010 to fall 2015, students who lived at PLU their first semester came back the following fall at a rate 11 percent higher than students living off campus.

84.1%



72.9%



LOVE  
*where you*  
LIVE

RESIDENTIAL LIFE  
PACIFIC LUTHERAN UNIVERSITY

### VALUE + COST

We understand that cost is a part of your decision making process...

- ★ In an effort to keep on-campus housing as affordable as possible, rate increases have been limited to 1.4 percent over the past five years
- ★ Commuting costs more than you might think: consider gas, parking, food ... and your valuable time
- ★ If you live on campus you may be eligible for more financial aid — up to \$3,500 off the “sticker price” of room and board

### THE BASICS OF CAMPUS LIVING

- ★ All first-year students are guaranteed housing
- ★ Trained professional staff — not computers — match roommates

### APPLY FOR HOUSING

To secure your room at PLU, pay your enrollment deposit and apply for housing at [www.plu.edu/bealute](http://www.plu.edu/bealute)

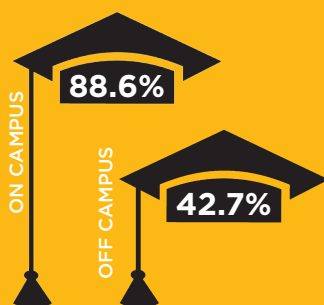
### RESIDENTIAL LINKED COURSES

There are multiple opportunities to link your in-classroom and out-of-classroom living and learning experiences. The Residential Learning Communities (RLCs) listed below have linked First-Year Experience Program (FYEP) Writing 101 courses that relate to the RLC theme. Check out the RLC pages on the Residential Life website for more information about specific courses, linking requirements and applications to live in these communities:

- ★ Hinderlie Community for Creative Expression
- ★ Harstad Women’s Empowerment & Gender Equity
- ★ Hong International Hall
- ★ Lavender Community (Ordal Hall)
- ★ Wellness House (one floor in Tingelstad)
- ★ NEW for Fall 2017 - STEM (science, technology, engineering and mathematics) House (one floor in Tingelstad)
- ★ NEW for Fall 2017 - Diversity, Justice and Sustainability (in Stuen) comprising three themed floors:
  - ☆ First in the Family
  - ☆ Students of Color
  - ☆ Environmental and Social Justice


#### HIGHER GRADUATION RATES

Since fall 2005, first-year students who lived on campus for four or more semesters graduated from PLU at a higher rate than students who never lived on campus.



#### HIGHER GPAs

At PLU from 2011 to 15, first-year students who lived on campus earned an average 3.1 GPA, compared to 2.87 for students who lived off campus.



#### RESIDENTIAL LEARNING COMMUNITIES (RLCs)

Students who participate in RLCs, especially those who have a residential linked course, have increased:

- Critical-thinking and academic outcomes
- Faculty and peer interactions
- Sense of belonging and satisfaction
- Diversity awareness and openness to new ideas



## FIND YOUR WAY FORWARD

Opportunities for on-campus jobs, academic internships, part-time work and other forms of experiential learning (listed at [www.plu.edu/career](http://www.plu.edu/career) and on the Opportunities Board)



### STUDENT EMPLOYMENT

Student employees are valued in every department on campus. Jobs for work study and non-work study in those departments, as well as off campus, are open to all students. The end of each semester is the best time to search for open positions. Incoming first-year students may apply now. Student employment at PLU is capped at 20 hours per week; jobs that offer five to 10 hours per week are often available.

#### A VARIETY OF EXPERIENTIAL LEARNING OPPORTUNITIES ARE OFFERED



Job shadowing | Employer panels and site visits | Alumni connections | Career fairs | Volunteering | Interest surveys and other career exploration tools | Professional skill-building activities and training—résumé writing, networking, LinkedIn, etc.

### INTERNSHIPS

PLU has a robust network of employers who offer paid and unpaid internships, allowing PLU students to gain valuable insight into a career or field of study, build professional skills and network. Internship opportunities exist during the academic year and during the summer and offer the opportunity to receive academic credit.

While most students seek internships their junior year, first- and second-year students may also begin working with Career Connections to identify experience-building strategies early on to put them on the right track for meaningful internship opportunities.

61%

of interns are converted to full-time employees

60%

of employers prefer hiring candidates with work experience gained through internships

## ACADEMIC AND FINANCIAL RESOURCES

### ACADEMIC ADVISING

Assistance with advising; resources for selecting classes  
253-535-7459  
[www.plu.edu/academic-advising](http://www.plu.edu/academic-advising)

### ACADEMIC ASSISTANCE

Tutors, study skills, study groups  
253-535-7518  
[www.plu.edu/aac](http://www.plu.edu/aac)

### DISABILITY SUPPORT SERVICES

Nesvig Alumni Center  
253-535-8242  
[www.plu.edu/dss](http://www.plu.edu/dss)

### FINANCIAL AID

Scholarship, grant and loan information  
Hauge 102  
253-535-7134  
[www.plu.edu/financial-aid](http://www.plu.edu/financial-aid)

### STUDENT SERVICES

Add or drop classes, transcripts, payment options, financial aid, billing questions  
Hauge 102  
253-535-7161  
[www.plu.edu/student-services](http://www.plu.edu/student-services)

### TEXTBOOKS

Order online at [www.luteworld.plu.edu](http://www.luteworld.plu.edu) (note shipping time)

## STUDENT SUPPORT

### CAMPUS SAFETY

Parking and safety information  
Harstad G-28  
253-535-7441  
[www.plu.edu/campus-safety](http://www.plu.edu/campus-safety)

### CENTER FOR GENDER EQUITY

Education, support, advocacy  
801 121st St. S.  
253-535-8759  
[www.plu.edu/gender-equity](http://www.plu.edu/gender-equity)

### COUNSELING CENTER

Assistance with personal challenges or personal academic issues  
Anderson University Center 300  
253-535-7206  
[www.plu.edu/counseling](http://www.plu.edu/counseling)

### DIVERSITY CENTER

Anderson University Center 150  
253-535-8750  
[www.plu.edu/dcenter](http://www.plu.edu/dcenter)

### HEALTH CENTER

On-campus health care for all students  
(Corner of Park Ave. S. and 121st St. S.)  
253-535-7337  
[www.plu.edu/health](http://www.plu.edu/health)

## EQUIPPING STUDENTS FOR CAREERS

### CAREER CONNECTIONS

Career exploration and opportunities  
Ramstad 112  
253-535-7459  
[www.plu.edu/career](http://www.plu.edu/career)

### INTERNSHIPS

Internship opportunities  
Ramstad 112  
253-535-7324  
[www.plu.edu/intern](http://www.plu.edu/intern)

### STUDENT EMPLOYMENT

Postings for jobs, including work study  
253-535-7459  
[www.plu.edu/studentemployment](http://www.plu.edu/studentemployment)

## ENGAGED STUDENTS SUCCEED

Get engaged in your PLU community right away!  
**START** at the Involvement Fair on Friday, Sept. 8.  
**JOIN** a club.  
**CHECK OUT** the Emerging Leaders program.  
**BECOME** a student leader.

### OFFICE OF STUDENT INVOLVEMENT & LEADERSHIP

Anderson University Center  
253-535-7195  
[www.plu.edu/sil](http://www.plu.edu/sil)

## YOUR LIFE AS A LUTE BEGINS SEPTEMBER 1<sup>ST</sup> SAVE THE DATES FOR NEW STUDENT ORIENTATION (NSO) SEPTEMBER 1-5

Join us at this fun and exciting event designed to welcome new students to PLU's vibrant community. Get connected, be involved and stay informed. At this five-day immersion program, you'll meet new people, make new friends, go on tours and attend a series of fun activities designed to make PLU your new home.



### MEET FELLOW LUTES

All students are assigned a Lute Group that is led by a current student leader and meets throughout the NSO. Throughout NSO, you will have many opportunities to meet new and continuing Lutes.

### LUTE FAMILY SCHEDULE September 1, 2017



Family members are anyone who supports our new students, including parents, grandparents, partners, spouses, children, siblings, cousins, friends, etc. You are an integral part of your new student's transition to PLU. With this in mind, we have created a schedule for you as well.

*We look forward to seeing you in September!*

### LEARN HOW TO BE SUCCESSFUL IN THE CLASSROOM

College courses are difficult, but PLU has many helpful resources to support you. Learn about the ways you will be supported while at PLU.

### GET TO KNOW FACULTY AND STAFF

Start your PLU career right. Meet the individuals that will help you while at PLU.



### TAKE PART IN TIMELESS LUTE TRADITIONS

The president's garden party is a beloved annual tradition at PLU. Each Lute is invited to the president's house twice during their time at PLU, once during NSO and again during commencement weekend.





**+** LEARN MORE

[www.plu.edu/new](http://www.plu.edu/new)

## 2017-18 CALENDAR



**I'M A NEW LUTE!**

### ON THE ROAD

Introduce yourself to Tacoma and Pierce County. On The Road is a fun, exciting activity that takes you off campus to learn about your community and your fellow Lutes. Trips are designed around service, cultural experiences and exploration.



**SEPTEMBER**

**1**

**5**

New Student Orientation

**1**

Residence halls open

**5**

First day of classes and University Convocation

**8**

Involvement Fair

**OCTOBER**

**13**

**15**

Homecoming and Family Weekend

**20**

Mid-semester break

**NOVEMBER**

**23**

**26**

Thanksgiving break

**DECEMBER**

**11**

**15**

Finals week

**16**

Winter break begins

**JANUARY**

**3**

January Term begins

**5**

**6**

Explore! retreat




LEARN MORE

[www.plu.edu/admit](http://www.plu.edu/admit)

- Pay your enrollment deposit online at [www.plu.edu/bealute](http://www.plu.edu/bealute)
- Apply to live on campus or register your housing plans (see links in your enrollment deposit confirmation email)
- Activate your PLU email account at [www.plu.edu/myepass](http://www.plu.edu/myepass)
- Complete your online payment contract at [www.plu.edu/student-services](http://www.plu.edu/student-services). Once you have completed your contract you will be assigned a student services counselor who will help you with financial responsibilities. You will be notified through your PLU email.
- Request your New Student Registration Appointment
- Check your financial aid folder and complete the New Student Checklist

WE'RE ALL READING



TOGETHER THIS SUMMER!

## BETWEEN NOW AND FALL SEMESTER:

- Return your Medical History Record and New Student Information form, found on the admitted student webpage ([www.plu.edu/admit](http://www.plu.edu/admit), then select "First-Year")
- Complete your Math and Language Placement Evaluations (see page 2)

- Purchase and begin reading *Between the World and Me* by Ta-Nehisi Coates. This is required summer reading!
- New Student Registration: June 14, 15, 16, 19, 20, 21
- Send final high school (and college) transcripts to: Registrar, Pacific Lutheran University, Tacoma WA 98477

- You'll receive more information about New Student Orientation
- You will receive your first pre-billing statement in July for fall semester. Early fall payments made by July 25 may earn you a Lute Discount of \$100 (must meet certain requirements). Information will be sent with that billing statement.
- If applicable, contact our Disability Support Services to start the documentation and accommodation process
- If living on campus, you'll receive roommate information at the end of July!

- Athlete? Submit your athletic medical clearance form ([golutes.com/information/sportsmedicine](http://golutes.com/information/sportsmedicine)).
- Have a car? Register your vehicle ([www.plu.edu/campus-safety/parking](http://www.plu.edu/campus-safety/parking))
- You'll receive your next student account statement. Contact Student Services with any questions (253-535-7161).
- First tuition payment is due Aug. 25.
- You'll receive information about your academic advisor at the end of August!

MAY

JUNE

JULY

AUGUST



**ADMINISTRATION & CLASSROOMS**

208 Garfield	23	Eastwood Auditorium	25	Keck Observatory	53	Mortvedt Library	42	ROTC	42
Advancement	54	Facilities Management	28	Lagerquist Concert Hall	19	Music House	2	Scandinavian Cultural Center	34
Anderson University Center	34	Garfield Station	60	Lute Locker	34	Names Fitness Center	42a	Studio Theater	25
Blomquist House	3	Center for Graduate Studies and		Marketing & Communications	60	Ness Family Chapel	25	Hong Residence Hall	21
Campus Information	34	Continuing Education	15	Marriage & Family Therapy	60	Nesvig Alumni Center	44	Kreidler Residence Hall	20
Carol Sheffels Quigg Greenhouse	59	Hauge Administration Building	13	Mary Baker Russell Music Center	19	Office of Advancement	54	Ordal Residence Hall	11
Center for Community		Health Center	6	and Amphitheater	19	Olson Auditorium	40	Pflueger Residence Hall	43
Engagement & Service	9	Human Resources Services	60	Martin J. Neeb Center	54	Payroll House	7	South Residence Hall	58
Center for Gender Equity	1	Ingram Hall	10	Memorial Gymnasium	42	Print & Mail Services	29	Stuen Residence Hall	12
Columbia Center	50	Karen Hille Phillips Center		Morken Center for Learning &		Technology	31	Tinglestad Residence Hall	51
East Campus/High School	17	for the Performing Arts	25						

**RESIDENCE HALLS**

Harstad Residence Hall	26
Hinderlie Residence Hall	24
Hong Residence Hall	21
Kreidler Residence Hall	20
Ordal Residence Hall	11
Pflueger Residence Hall	43
South Residence Hall	58
Stuen Residence Hall	12
Tinglestad Residence Hall	51

**DIRECTIONS**

253.535.7411 Campus Concierge  
 24 HOUR HELP & PARKING PASSES  
 253.535.7441 Campus Safety



**OFFICE OF ADMISSION**  
12180 Park Avenue South  
Tacoma, WA 98447-0003

ELECTRONIC SERVICE REQUESTED