

PACIFIC LUTHERAN UNIVERSITY
INTERNATIONAL STUDENT CENSUS
 FALL 2009

This census was conducted by PLU International Student Services to participate in the Open Doors Census of the Institute for International Education. The results were counted on the total international students who were enrolling at PLU and who were on post-completion Optional Practical Training (OPT) during the period of Fall 2009 semester (September - December 2009).

BASIC DATA

Total number of international students: 203

- Undergrad: 148
- Graduate: 14
- Non-Degree: 27
- OPT: 14

- Countries of origin: 26
- Fields of study: 20
- F-1 Visa: 203

NEW & CONTINUING INTERNATIONAL ENROLLMENTS

	Undergrad	Graduate	Non-Degree	OPT	TOTAL
New International Students	27	3	22	0	52
Continuing International Students	121	11	5	14	151
TOTAL	148	14	27	14	203

ENROLLMENT STATUS

	Undergrad	Graduate	Non-Degree	OPT	TOTAL
Full-Time Students	134	12	12	14	172
Part-Time Students	14	2	15	0	31
TOTAL	148	14	27	14	203

Full-Time Status:

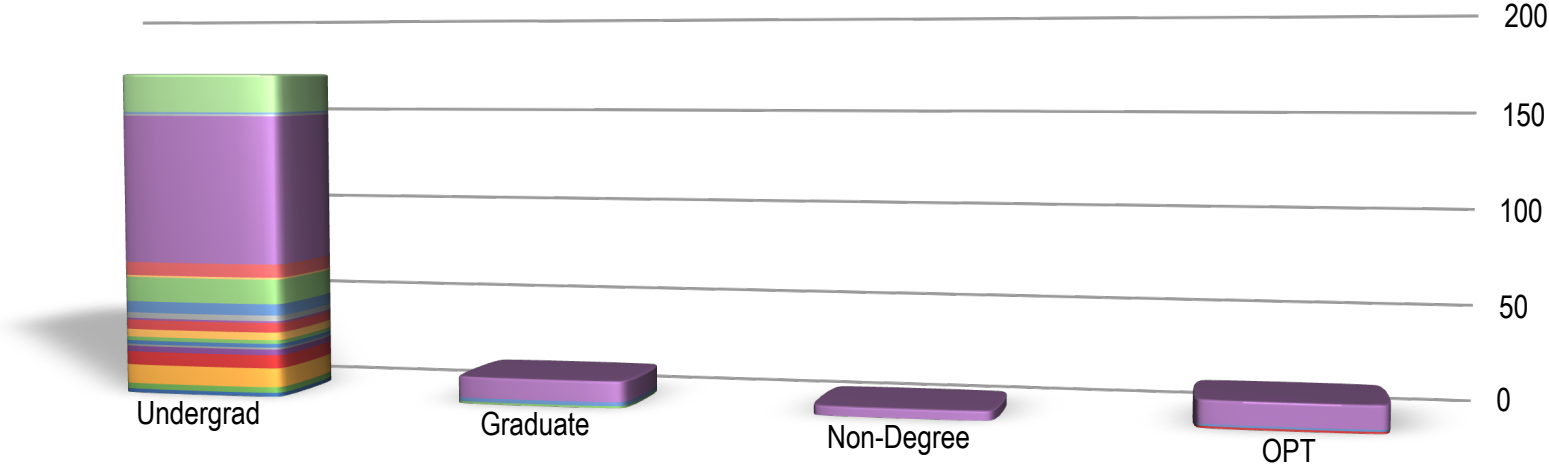
- Undergrad students who register for at least **12** semester credits
- Graduate students who register for at least **8** semester credits
- Students on post-completion OPT with full-time employment

Part-Time Status:
















- Undergrad students who register for less than **12** semester credits
- Graduate students who register for less than **8** semester credits

FIELD OF STUDY

	Undergrad	Graduate	Non-Degree	OPT	TOTAL
Area, Ethic, Culture and Gender Studies	2				2
Art	3				3
Communication, Journalism and Related Programs	10				10
Computer and Information Sciences and Support Services	7			1	8
Education	3				3
Engineering	1				1
Legal Professions and Studies	2				2
English Language and Literature/Letters	2	1			3
Biological and Biomedical Sciences	4				4
Mathematics and Statistics	5				5
Multi/Interdisciplinary Studies	1				1
Physical Sciences	3				3
Psychology	6	2		1	9
Social Sciences	13				13
Visual and Performing Arts	1				1
Health Professions and Related Clinical Sciences	7				7
Business, Management, Marketing and Related Support Services	78	11	5	12	106
History	1				1
Undeclared	1				1
Intensive English	20				20
TOTAL	170	14	5	14	203



PLACES OF ORIGIN

	Undergrad	Graduate	Non-Degree	TOTAL	
Argentina		1		1	
Armenia	1			1	
Canada	1	1		2	
China	71	2	12	85	
Denmark	3			3	
Finland	1			1	
France			2	2	
Germany	1			1	
Hong Kong	2			2	
India	2	3		5	
Indonesia	1			1	
Japan	15			15	
Jordan		1		1	
South Korea	15			15	
Mongolia	1			1	
Norway	24	2		26	
Russia	1			1	
Saudi Arabia	1	1		2	
Spain		1		1	
Taiwan	7			7	
Thailand	1	1		2	
Trinidad and Tobago	4			4	
Uganda	2			2	
Vietnam	5	1		6	
Zambia	1			1	
Zimbabwe	1			1	
TOTAL	161	14	14	189	

FIELD OF STUDY OF THE TOP PLACES OF ORIGIN

	Business	Education	Engineering	Fine/ Applied Art	Health Professions	Intensive English	Math/ Computer Science	Physical/ Life Sciences	Social Sciences	Undecla red	Other	TOTAL
China	51	1	1	1	2	12	4	1			12	85
South Korea	4	1		1	2		1	2			4	15
Japan	1	1		2		3		1	2	1	4	15
Taiwan	2					4		1				7
India	3						2					5
Vietnam	4				1							5
Saudi Arabia	1										1	2
Canada											2	2
Thailand	1						1					2
Hong Kong	1					1						2
France	2											2
Germany	1											1
Indonesia					1							1
Russia	1											1
TOTAL	72	3	1	4	6	20	8	5	2	1	23	145

