




Educating for Lives of Thoughtful Inquiry, Service, Leadership, and Care.

The Center for Public Service
Ramstad Commons
Tacoma, WA 98447

Phone: 253-535-7173
Fax: 253-536-5116
E-mail: pubsrv@plu.edu



Want to get a chance to win a prize?

Pick the new title of this newsletter by submitting your ideas to lemmontm@plu.edu.

The person with the best idea will win a prize!

SUDOKU

Each Sudoku has a unique solution that can be reached logically without guessing. Enter digits from 1 to 9 into the blank spaces. Every row must contain one of each digit. So must every column, as must every 3x3 square.

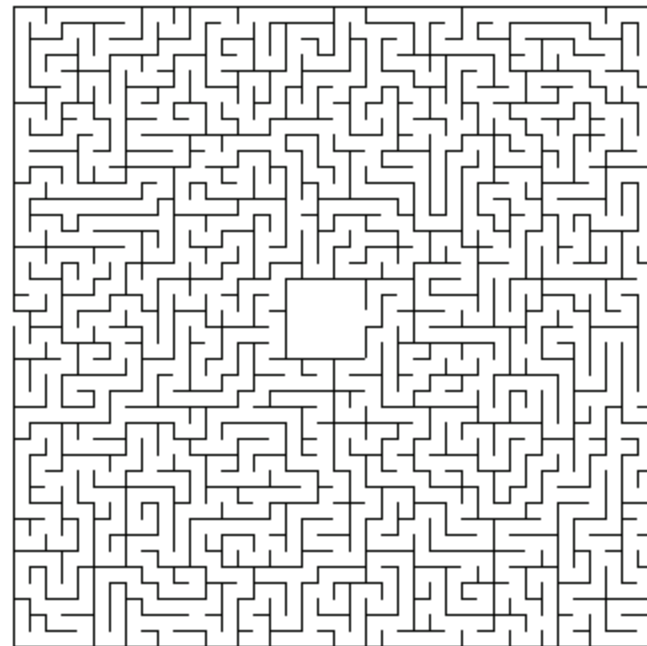
| | | | | | | | | |
|---|---|---|---|---|---|---|---|--|
| 3 | | | 4 | 6 | 5 | | | |
| 9 | 4 | | | | | | | |
| 7 | 5 | 6 | | | 8 | | | |
| | 6 | 2 | 9 | 8 | 5 | 1 | | |
| | | 1 | 7 | | | | | |
| 8 | 2 | 3 | 6 | 5 | 4 | | | |
| | 7 | | | 6 | 1 | | 8 | |
| | | | | | 3 | | 7 | |
| 8 | 3 | 5 | | | | | 6 | |

Find others at <http://www.websudoku.com>.

Last Month's Answers:

| | | | | | | | | |
|---|---|---|---|---|---|---|---|---|
| 8 | 9 | 3 | 2 | 4 | 5 | 7 | 1 | 6 |
| 7 | 4 | 6 | 3 | 1 | 8 | 9 | 5 | 2 |
| 5 | 2 | 1 | 9 | 6 | 7 | 8 | 3 | 4 |
| 9 | 3 | 2 | 4 | 7 | 1 | 6 | 8 | 5 |
| 1 | 6 | 7 | 5 | 8 | 3 | 4 | 2 | 9 |
| 4 | 5 | 8 | 6 | 2 | 9 | 1 | 7 | 3 |
| 2 | 7 | 9 | 1 | 3 | 4 | 5 | 6 | 8 |
| 3 | 1 | 4 | 8 | 5 | 6 | 2 | 9 | 7 |
| 6 | 8 | 5 | 7 | 9 | 2 | 3 | 4 | 1 |

Tutor & Mentor Escape



Last Weeks Words:

Big Buddies
Learning
James Sales

Leadership
Inquiry
Hidden Word: SERVICE

More puzzles at <http://puzzlemaker.discoveryeducation.com>

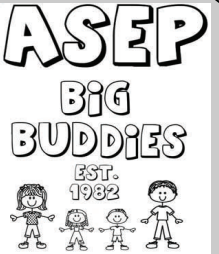


THE

Center for Public Service



PACIFIC LUTHERAN UNIVERSITY



INSIDE THIS ISSUE:

| | |
|-----------------------|---|
| Tutoring Tips | 2 |
| Reading Activities | 2 |
| Reading Comprehension | 3 |
| Spelling Tips | 3 |

IMPORTANT DATES:

- Timesheets due by **April 18th** at 10 AM on Banner web!
- Tutors—Don't forget to add your reflection meeting hours!
- National Volunteer Week **April 11-18, 2011**.
- Big Buddies **CHOWDOWN**, Wednesday, April 13th from 3:45-4:45 p.m. in UC Commons.
- **PAYDAY—Friday, April 25, 2011.**

CELEBRATION OF SERVICE 2011

The Center for Public Service and the Volunteer Center cordially invite you to attend the annual

Celebration of Service

Wednesday, April 20, 2011
University Center – Regency Room

Doors open at 5:00 p.m. for hors d'oeuvres reception
Program starts promptly at 5:30 p.m.

Special Guest Speaker
MaryAnn Anderson

Honoring Greater Tacoma Community Foundation
with the Outstanding Community Partner Award

R.S.V.P. by April 15, 2011 to 253-535-7652
E-mail pubsrvc@plu.edu



NATIONAL VOLUNTEER WEEK Be the Spark: Inspire Action. Spark Change.

Volunteer Center Events

Volunteer Hours
April 11th-15th
10:30 am-1:30 pm
UC OMM

This is your opportunity to tell us what you have done this year! Come to our table in the UC to write down *how you have been the spark*. Also, tell us how many service hours you have done this year—even if it's zero.

Service Project
Saturday, April 16th
9:00 am-12:00 pm
Puget Creek Restoration Society

Help to eradicate invasive vegetation. We are capping the project at 20 people, so sign up ASAP! Email, call, or drop by to sign up.

"Get to Know the VC" Open House
Monday, April 18th
4:00-6:00 pm
Ramstad 116
Join us to learn more about what we do, who we are, and how we can help you!
Free Appetizers!

For more information:
Contact the VC at 253-535-8318 or email volunteer@plu.edu

Brain Teasers!

Figure out the answers and email them to Tiffany.

The first one to get all of them right gets a prize!

What is so fragile that sound can destroy it?



When I was born I was big, but the older I get the shorter I get. What am I?



What do you throw out when you want to use it, but take in when you don't need it?



Email Tiffany @ lemmontm@plu.edu

Teasers from: squiglyspayhouse.com

"Volunteers do not necessarily have the time; they just have the heart."



-Elizabeth Andrew



TUTORING TIPS OF THE MONTH

MULTIPLYING BY ELEVEN

Multiplying a two digit number by eleven

Simply add the first and second digits and place the result between them.

Here is an example using 24 as the 2-digit number to be multiplied by 11:

$$\begin{array}{r} 24 \times 11 \\ 2 + 4 = 6 \\ 24 \times 11 = 264 \end{array}$$

This can be done using any 2-digit number. Remember, if the sum is greater than 10, carry the one like this:

$$\begin{array}{r} 92 \times 11 \\ 9 + 2 = 11 \\ 92 \times 11 = 1012 \end{array}$$

Here's another:

Let's say, for example, you wanted to multiply 54321 by 11.

$$11 \times 54321$$

$$\begin{array}{r} = \quad 5 \quad 5+4 \quad 4+3 \quad 3+2 \quad 2+1 \quad 1 \\ = 597531 \end{array}$$

Do you see the pattern?

In a way, you're simply adding the digit to whatever comes before it. But you must work from right to left. The reason I work from right to left is that if the numbers, when added together, sum to more than 9, then you have something to carry over.

Tips adapted from <http://www.mathforum.org/K12/Mathtips>

SAMPLE READING ACTIVITIES FROM BIG BUDDIES

Buddies: Alex & Victoria

Book: *Animals Should Definitely Not Wear Clothing*

Reading Activities: Create a book with illustrations with different animals that would not do well in clothing.

Buddies: Dylan & Garrett

Book: *Farfallina and Marvel*

Reading Activities: Have student do a picture summary with their favorite pictures. Write a few sentences about what is going on in the pictures.

Buddies: Mamie & Rachel

Book: *Oops, Clifford*

Reading Activities:

- Do Popcorn reading.
- Make up different story with pictures.

Buddies: Claire & Briana

Book: *Silly Little Goose*

Reading Activities:

- Write your own story where the main character of the story is looking for something and follow same pattern as original story (Problem-Problem-Problem-Solution).
- Write a story about the farmer's point of view, with or without pictures.

- For younger students, you can have the students predict what will happen in the story after the hat was found. You can have the student count the babies in the story. Also, ask the student to do the different animal sounds based on the characters in the story.
- Ask the student who is the main character? What do they like to do? Who are his friends?

Buddies: Farah & Kirsty

Book: *If You Give a Pig a Pancake*

Reading Activities:

- Find words with the letter "p."
- Describe how each event in the story relates to the next.
- Talk about safety (i.e. wearing shoes outside).

Buddies: Rayna & Melissa

Book: *Friends*

Reading Activities: Make a list of sharing activities you can do with other Buddies, friends.

Buddies: Lexi & Kelsey

Book: *The Art Lesson*

Reading Activities: Have your Little Buddy draw what they want to be when they grow up.

Taken From Big Buddies Mid-Spring Training 2011.

READING COMPREHENSION

| | | |
|----------------|--|---|
| WHO | | Character |
| Where/When? | | Setting |
| What? | | Goal/ Problem |
| What Happened? | | Events |
| Conclusion | | How was the problem solved? How was the goal reached? |

This chart, which can be adapted to any narrative story, can help improve reading comprehension. The student and tutor read the story together. The student fills in the middle column using words or phrases from the story or from their own thinking. The tutor can help write answers if needed.

Adapted from the KidReach One-To-One Tutoring Handbook, 1998.

MAKE IT INTERESTING

Spelling Games

Spelling Detective:

Write all the spelling words from that week on the board and let the students study them for one minute. After one minute tell them to put their heads down and change a word, misspell it, or alter the tense, whatever throws them off. Tell the students "Spelling detectives raise your heads and tell me what is wrong." Call on students and have them spell the word correctly to you. Change the word back and give the students as a whole a point. If they are wrong, YOU get the point.

Adapted from www.proteacher.org "Spelling word review games"

Make Reading Interesting

Remember, if you are just forcing students to read to you each day, they will get bored. Reading practice can take a variety of forms, and it is of utmost importance that you build positive experiences around reading for your students. Here are some ways you can vary the experience for them:

- Read to them.
- Read slowly.
- Have them tell you a story, which you then write down and they read to you.
- Have them invent a new story for you using only the picture in the book (picture reading)
- Have them re-write or re-tell alternative ending for you.
- Switch off reading page by page with them.
- Relate the story to their life wherever you can. Ask them about themselves, their experiences, if anything they have ever

done or seen mirrors the story in the book. This will demonstrate for them your interest in them, and will help you build your relationship with them!

- Remember to use expression so that they can model that.
- Find books/stories that your student has interest in.
- Bring in your favorite childhood book. Tell your buddy why you like the book.
- Make a story into a play. Write a script, assign characters, and act it out!
- Take vocabulary words from a story you have read and make them into a crossword or word search. You can even find pre-made puzzles online.
- Make a book with your student with illustrations. This is something that would take time but you could do a little bit every session.

Adapted from Cindy Miller, K-2 Reading Specialist at James Sales Elementary