



# THE NEWSLETTER



## PACIFIC LUTHERAN UNIVERSITY



### INSIDE THIS ISSUE:

Saying Goodbye	2
Kelly Cowdery, Director	2
Thank You Note	3
101 Ways to Say "Good Job"	3

## THANK YOU TUTORS AND MENTORS!

I want to give a special thanks to our tutors and mentors for all of their hard work this year! I've calculated that our 21 tutors in the America Reads program have tutored over 500 students and contributed over 1,000 hours to our local schools. The 22 Big Buddies program have contributed over 2,000 hours this year mentoring our children.

You have all made a positive impact on the children you have tutored and mentored as evidenced by the teacher evaluations and feedback I have received this year. I have overwhelmingly received positive feedback saying how dedicated and well-trained our tutors and mentors are. You have all done a tremendous job this year and I congratulate you all for taking on the awesome responsibility of working with children in our local schools. I know it's not always an easy job, but I believe it's the most fulfilling and rewarding. You can honestly say that you have made a difference in the life of a child.

I also want to wish the best of luck to our senior coordinators in the Big buddies program—Alex Lewis and Victoria Laws.

**Alex Lewis** was our secondary coordinator this year and has worked for the Big Buddies program for the past three years. Alex will be graduating this Spring with a Bachelor of Science in Mathematics. He will be working next year at James Sales Elementary as a Mathematics Coach.

**Victoria Laws** worked as our primary coordinator and has been a Big Buddy since her freshman year. Victoria will be graduating this spring with a Bachelor of Science in Biology. She plans to attend graduate school to earn her Master's degree in Biology.

*Thank you all for an amazing year!* I look forward to seeing you all at our last reflection meetings later this month. See important dates for more information.

Best, *Tiffany*

### Brain Teasers!

Figure out the answers and email them to Tiffany.

The first one to get all of them right gets a prize!

**I have lots of keys but I can't open anything. What am I?**



**What is the only word in the English language that has 6 letters, all in alphabetical order?**



**What does not live but cannot die?**



Email Tiffany @ [lemmontm@plu.edu](mailto:lemmontm@plu.edu)

Teasers from: [squirrelplayhouse.com](http://squirrelplayhouse.com)

### IMPORTANT DATES:

- Timesheets due by **May 16th** at 10 AM on Banner web!
- Tutors—Don't forget to add your reflection meeting hours!
- America Reads Final Reflection Meeting, **May 18th**, 5:30 p.m., UC Regency.
- Big Buddies Final Reflection Meeting, **May 16th**, 2:30 p.m., UC Regency.
- PAYDAY—**Wednesday, May 25, 2011.**



Victoria Laws & Alex Lewis—2010-2011 BB Coordinators

I am only one,  
But still I am one.  
I cannot do everything,  
But still I can do something;  
And because I cannot do everything  
I will not refuse to do the something  
that I can do.  
  
—Edward Everett Hale



## KELLY COWDERY, Director of Center for Public Service Pursuing PhD program at University of Maryland

It is with a mixture of emotions that I must bid farewell to PLU, the Center for Public Service, and all of the students and colleagues that make this place so wonderful. This summer, I will leave my position as Director to become a full time Ph.D. student in the Higher Education program at the University of Maryland – College Park. I plan to continue my professional and scholarly work in service-learning and civic engagement as well as the academic profession and faculty rewards, motivations, and behaviors – all things that truly fascinate me! This amazing opportunity will include working with an excellent faculty advisor at UMCP whom I truly

respect, as well as an offer of a job and funding to attend.

When all of these pieces fell into place, I knew that my “one wild and precious life” was calling me to start a new chapter in my journey. Pursuing a Ph.D. wasn't a life goal growing up (I didn't know much about college seeing as how nobody in my family had gone), but it had become one when I finished my master's degree – I just knew I would eventually go back. I am very excited – and overwhelmed – to be moving to Maryland this summer, but I will certainly be keeping up with the Center and its programs. Thanks for being such wonderful students, teachers, colleagues, and supporters!

## Saying Goodbye To Your Students

It's getting to be that time of year. Spring is giving way to summer warmth, which for many programs signals the end of the school year. For many school-age children, it is time to say goodbye to their teacher and friends. Don't be surprised if your students seem sad but isn't able to verbalize what the problem is. Some children will even appear to regress to an old behavior, such as separation anxiety or childish misbehavior. This is all quite normal and should be treated with compassion and sensitivity. Of course, your students' teacher is doing many activities to prepare the class as well. But to further ease this time of change, you can “take a page out of the teacher's book” and do some of the same activities with your students. Here are a few to try:

- **Talk it over.** One of the most distinctive traits of human beings is their ability to describe the present, remember the past, and plan for the future. By inviting your students to talk about their experiences over the past year, you can help them recognize and evaluate the changes that have taken place. This also helps students to begin to think about the future, when they will go to a new classroom and grade level.
- **Look at me now!** Try to bring out activities students have done in the past for a shared time of reflection. Ask the students to notice how they have grown. You might ask: *What have you learned this year in reading? Math? How have you changed?*
- **How many days?** How often do your students ask you how long until something happens? Children want to know how long until a birthday or until we get to Grandma's house, but usually the answer doesn't help. That is because most young children are just beginning to understand the concept of time. So if your students ask: *“How many days until the end of school?”* You can answer by saying: *“Let's count down and see!”* Make sure you tell the students and teachers when your last day will be. Two weeks before hand is usually a good time frame to transition out of the classroom or program.
- **Plan a visit.** If possible, visit the classroom on the last day of school to celebrate with the students. You can also plan to have lunch with your buddy. Please contact the school before your visit and make sure your buddy is at school that day.

# 101 WAYS TO SAY "GOOD JOB!"

Everyone knows a little praise goes a long way in the classroom. Whether it is spoken or written at the top of a student's paper, praise reinforces good behavior and encourages quality work. But the same traditional phrases used over and over can sound rehearsed and become ineffective. Here are 101 variations of ways to give praise, show interest, and offer encouragement.

1. You've got it made.
2. Super!
3. That's right!
4. That's good!
5. You are very good at that.
6. Good work.
7. Exactly right!
8. You've just about got it.
9. You are doing a good job!
10. That's it!
11. Now you've figured it out.
12. Great!
13. I knew you could do it!
14. Congratulations!
15. Not bad.
16. Keep working on it; you are improving.
17. Now you have it.
18. You are leaning fast.
19. Good for you!
20. Couldn't have done it better myself.
21. Beautiful!
22. One more time and you'll have it.
23. That's the right way to do it
24. You did it that time!
25. You're getting better and better.
26. You're on the right track now.
27. Nice going.
28. You haven't missed a thing!
29. Wow!
30. That's the way.
31. Keep up the good work.
32. Terrific!
33. Nothing can stop you now.
34. That's the way to do it.
35. Sensational!
36. You've got your brain in gear today.
37. That's better.
38. Excellent!
39. That was first class work.
40. That the best ever.
41. You've just about mastered that.
42. Perfect!
43. That better than ever.
44. Much better!
45. Wonderful!
46. You must have been practicing!
47. You did that very well.
48. Fine!
49. Nice work.
50. Outstanding!
51. Fantastic!
52. Tremendous!
53. Now that's what I call a fine job!
54. That's great.
55. You're really improving.
56. Superb!
57. Good remembering!
58. You got that part down.
59. You certainly did well today.
60. Keep it up!
61. Congratulations, you got it right!
62. That's it.
63. You did a lot of work today.
64. Marvelous!
65. I like that.
66. Cool!
67. Way to go.
68. You've got the hang of it!
69. You are doing fine!
70. Good thinking.
71. You are learning a lot.
72. Good going.
73. I've never seen anyone do it better.
74. That's a real work of art.
75. Keep on trying!
76. Good for you.
77. Good job!
78. You remembered!
79. That's really nice.
80. Thanks!
81. What neat work!
82. That "A" work.
83. That's clever.
84. Very interesting.
85. You make it look easy.
86. Excellent effort.
87. Awesome!
88. That's a good point.
89. Superior work!
90. Nice focus!
91. I knew you could do it.
92. That looks like it is going to be a great paper.
93. That coming along nicely.
94. That an interesting way of looking at it.
95. Out of sight!
96. It looks like you've put a lot of work into this.
97. Right on!
98. Congratulations, you only missed...
99. Super-duper!
100. It's a classic.
101. I'm impressed.

*From the "Substitute Teacher Handbook" Utah State university. 5th edition.*

## REFLECTION QUESTIONS

**Some end of year reflection questions to ask your students...**

1. What was one of your favorite books that you read this year?
2. What is something you know now that you didn't know at the beginning of the year?
3. What is one thing that you want to learn next year?
4. Did you make any new friends this year?
5. What is your favorite activity to do at school?
6. What is your favorite memory of this school year?
7. How have you changed or grown this year?
8. What is your greatest accomplishment this year?
9. What subject did you improve the most in?
10. Can you think of a time when you helped another student this year?
11. What is the nicest thing someone has done for you this year?
12. What was your favorite holiday this year?
13. What's the hardest thing you did this year?
14. What grade will you be in next year?
15. Do you have any plans for the summer?



PACIFIC  
LUTHERAN  
UNIVERSITY

Educating for Lives of  
Thoughtful Inquiry, Service,  
Leadership, and Care.




The Center for Public Service  
Ramstad Commons  
Tacoma, WA 98447

Phone: 253-535-7173

Fax: 253-536-5116

E-mail: [pubsrv@plu.edu](mailto:pubsrv@plu.edu)



## SUDOKU

Each Sudoku has a unique solution that can be reached logically without guessing. Enter digits from 1 to 9 into the blank spaces. Every row must contain one of each digit. So must every column, as must every 3x3 square.

	4	1	9					
2							8	
	7				3	2	9	
9		2	8	1			5	4
	6		7	3	9		8	
1	8			2	5	9		6
	9	8	2				6	
		5						9
					4	5	2	

Find others at  
<http://www.websudoku.com>.

Last Month's Answers:

2	3	8	7	1	4	6	9	5
9	6	4	8	5	3	7	2	1
7	1	5	6	2	9	8	3	4
4	7	6	2	9	8	5	1	3
3	5	9	1	4	7	2	8	6
1	8	2	3	6	5	4	7	9
5	2	7	9	3	6	1	4	8
6	9	1	4	8	2	3	5	7
8	4	3	5	7	1	9	6	2

## Reflection Meeting Word Search

A L K E T X U I T T G M T  
R H E T D C X A C S N E J  
X A I A O S E N J U A E V  
Y Y Z U R F Z L H R R T D  
E J R L L N J R F T J I I  
M Z V A E Q I J I E V N S  
K V Y V H J M N W L R G C  
C Q P E Q U W G G V Z E U  
A W I M P R O V E Q T N S  
R J X Y G K F A B W L T S  
I X R L X J T Y N J I U J  
N U L L L S T Q W R K H E  
G G N U N W N J O A Y V Y

Words:

- Reflect
- Meeting
- Learning
- Caring
- Improve
- Discuss
- Trust
- Evaluate

More puzzles at <http://puzzlemaker.discoveryeducation.com>