



# WELCOME

PROGRAM LEADERS – SEP 2017

---

PACIFIC LUTHERAN UNIVERSITY



# Program Leaders

---

- Who are you?
  - Management/Budget Authority
- What is our purpose?
  - Share knowledge
  - Inquire
  - Communicate





# Day 10 Enrollment Numbers

---

Category	Fall 2016	Fall 2017	Net Difference
Incoming First Years	678	619	(59)
Retention Rate	79.1%	83.2%	4.1%
First Year Housing Rate	80.7%	84.7%	4.0%
Incoming Transfers	176	158	(18)
Returning Undergrads	1,889	1,900	11
Graduate	294	359	65
Non-Matriculating	40	33	(7)
<b>Total Enrollment</b>	<b>3,077</b>	<b>3,069</b>	<b>(8)</b>



# Day 10 Enrollment Numbers

---

- Increased Retention = 56 students
- Additional 56 students = \$1.2 million





# Budget Impact

---

Category	# Variance	Value
Non-matriculating	(17)	(\$34,000)
First Year	(31)	(\$589,000)
Transfers	(17)	(\$340,000)
Graduate	36	\$1,080,000
Continuing	(5)	(\$100,000)
<b>Total Budget</b>	<b>(34)</b>	<b>\$17,000</b>



# Academic Division Update

---

- FJC
- Provost Brown memorial





# DACA Students

---

- <https://www.plu.edu/dcenter/undocumented-student-resources/>

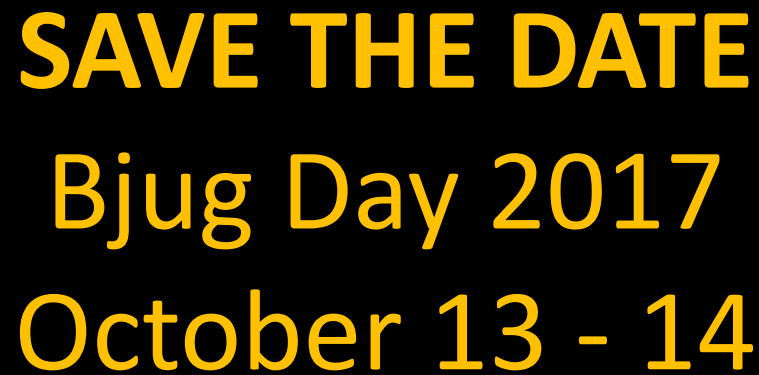


# Campaign Update

---







## Upcoming Bjug Events

# Beards and Brews

Friday Sept. 19, 5 p.m. - University House

# Bjug Day Coffee

Friday Oct. 13, 10 a.m. - AUC Gray Area

## Bjug Day Tailgate

Saturday Oct. 14, 11 a.m. - Sparks Deli

# BJUG INVOLVEMENT

2016 stats




**\$409,306** raised



Representatives  
from **215** countries  
and cities



**87** areas around  
campus supported



**179** employee  
donors

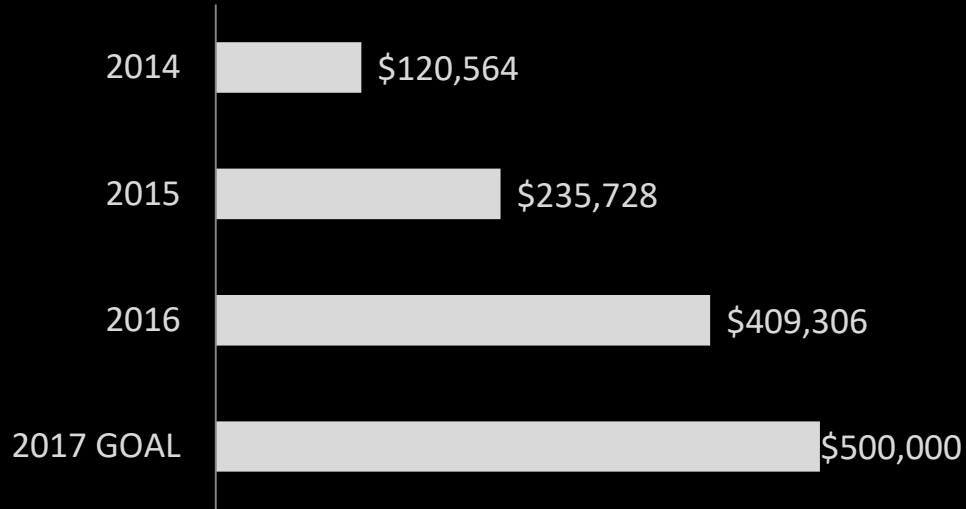


#bjugday

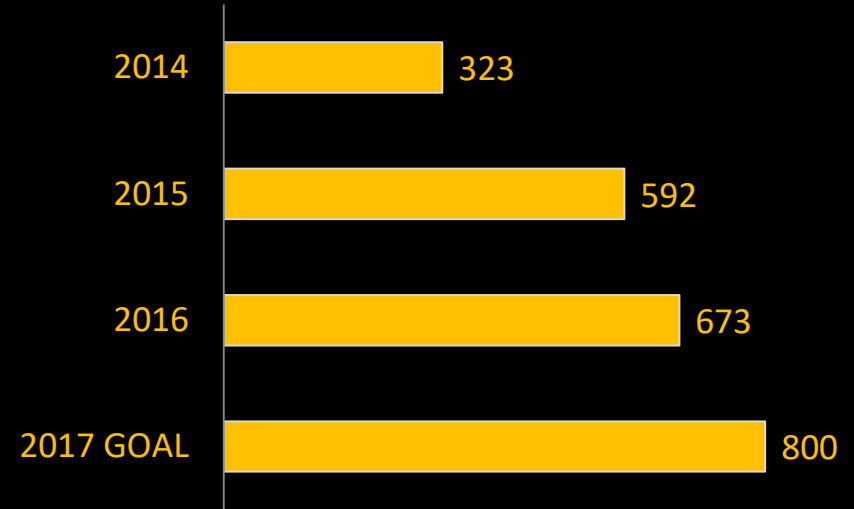


# Bjug by the Numbers

## TOTAL RAISED FROM BJUG DAY GIFTS



## NUMBER OF BJUG DAY DONORS





# QUESTIONS

PROGRAM LEADERS