



new lute guide

2018-19 / PACIFIC LUTHERAN UNIVERSITY

PIU



Welcome to the Class of **2022!**

Every student chooses PLU for different reasons, and we sincerely hope your decision will be to join the PLU Class of 2022. You can make your commitment to PLU at plu.edu/bealute, and once you do, we invite you to share your reasons! **#whyplu & #golutes**

One of the benefits of being a Lute is the personalized attention you experience, which starts right off the bat with New Student Registration, your opportunity to come to campus (or phone in) to choose and enroll in your classes for fall semester. We'll spend time with you to discuss your interests, your ideas about possible majors, and how to get the best possible start at PLU.

This New Lute Guide includes a workbook to prepare for New Student Registration, as well as important information about your options for living on campus, how to buy your textbooks and apply for student jobs, planning for study away, and more.





3-8 REGISTRATION WORKBOOK

9 BUYING YOUR TEXTBOOKS/COMMON READING

10 STUDENT EMPLOYMENT

11-12 RESIDENTIAL LIFE


13-14 STUDY AWAY AT PLU

15 NEW STUDENT ORIENTATION

16 2018-19 CALENDAR

17 TO-DO LIST

18 RESOURCES DIRECTORY



Worksheet

STEP 1


SCHEDULE YOUR REGISTRATION APPOINTMENT

CHOOSE A DAY:



DO THIS FIRST!

- 1** Pay your Enrollment Deposit online at plu.edu/bealute
- 2** Register for your PLU ePass email account at plu.edu/myepass
- 3** Complete your Online Payment Agreement at plu.edu/payment-agreement
- 4** Request your appointment date and time at plu.edu/academic-advising

 *Students intending to pursue admission to PLU's School of Nursing are invited to attend on Friday, June 15.*

ON CAMPUS REGISTRATION

You'll join us for either a morning session (8am-12pm) or an afternoon session (12pm-4pm) - family and friends are welcome!

Each session includes: Academic Overview, Financial Planning Consultation, New Student Orientation Preview and Class Registration.

SKYPE AND PHONE REGISTRATION

Before your appointment, we'll email you Academic Overview information. Be sure to review this info prior to your conversation with your Registration Counselor. Your financial planning information will be sent to you after you are registered for classes.

TAKE NOTE

Check your PLU email (from the PLU homepage, click on ePass and then on Gmail) and write the date and time of your registration appointment here:

STEP 2

COMPLETE PLACEMENT EVALUATIONS

DUE
DATE:



MATH PLACEMENT

The Math Placement Evaluation is **REQUIRED** if you are interested in studying any of the following subjects at PLU:

- Biology
- Business
- Chemistry
- Computer science
- Education
- 3-2 Engineering
- Mathematics
- Physics
- Pre-med/health sciences

Just to be safe, we encourage ALL students to take the Math Placement Evaluation now (while your math knowledge is fresh). **It is required before you can enroll in any math course at PLU.**

LANGUAGE PLACEMENT

The Language Placement Evaluation is **REQUIRED** if you intend to CONTINUE studying the following languages at PLU:

- Chinese
- French
- German
- Greek
- Latin
- Norwegian
- Spanish

TAKE NOTE

Record your results here:

Math placement

RESULTS:

Language placement

RESULTS:

COMPLETE THE MATH AND/OR LANGUAGE PLACEMENT EVALUATION:

plu.edu/academic-advising

in order to be on track in your first semester.

Worksheet

STEP 3

EXPLORE POSSIBLE MAJORS

Anthropology

Art & Design - Art History

Art & Design - Studio Arts (BA)

Art & Design - Studio Arts (BFA)

Concentrations

Ceramics
Graphic Design
Painting
Photography
Printmaking
Sculpture

Biology

Business

Concentrations

Accounting
Finance
Individualized
Management & Human Resources
Marketing

+ ADDITIONAL MINORS

Business Administration
Business Marketing
Nonprofit Leadership

+ CERTIFICATE PROGRAM

Accounting

Chemistry

Emphases

General Chemistry
Biochemistry
Chemical-Physics

Chinese Studies

Communication (BAC)

Concentrations

Communication Studies
Conflict & Peacebuilding
Media, Mass Communication
& Journalism
Strategic Communication

Computer Science

Economics

Education

Elementary Education

Specializations

Early Childhood Education
English Language Learners
Reading
Special Education

Outreach Education

Focused on educational careers outside the K-12 classroom.

If you're interested in teaching middle and high school (secondary education), we recommend you major in the area you hope to teach and then earn your educational certification as part of a master's program.

Engineering Dual Degree

English

Emphases

Literature
Writing

Environmental Studies*

French

Geosciences

German & Nordic Studies

Global Studies*

Concentrations

Development & Social Justice
International Affairs
Transnationalism & its
Consequences

Hispanic Studies (Spanish)

History

Kinesiology

Kinesiology (BAK)

Concentrations

Health and Fitness Education
Health and Fitness Promotion

Kinesiology (BSK)

Concentrations

Pre-Physical Therapy
Exercise Science

Mathematics

Emphases

General Mathematics
Mathematics Education
Financial Mathematics

Music (BA)

Music Composition

Music Performance

Concentrations

Instrumental Organ
Piano Vocal

Music Education

Concentrations

K-12 Choral (*emphases:*
Elementary, Secondary)
K-12 Instrumental (*emphases:*
Band, Orchestra)

Musical Arts

Nursing

Philosophy

Physics

Emphasis

Applied Physics

Politics & Government

Psychology

Religion

Social Work

Sociology

Theatre (BA)

Theatre: Acting/Directing (BFA)

Theatre: Design/Technical (BFA)

Women's & Gender Studies*

*These majors require a complementary major or minor.

In most cases, students can minor in any discipline that offers a major. Below is a list of **additional minors:**

Actuarial Science
Children's Literature and Culture
Chinese Language
Coaching
Conflict Resolution
Dance Performance
Exercise and Sport Psychology
Greek
Health Services
Holocaust & Genocide Studies
Latin
Norwegian
Personal Training
Pre-Athletic Training
Public Affairs
Publishing & Printing Arts
Religion - Teacher Education
Statistics

Pre-professional advising programs

Advising programs help students select a major and build an individual course schedule that best prepares them for their future career.

Peace Corps Prep

Pre-Health Sciences

Pre-Law

Theological Studies

TAKE NOTE

List 3-5 potential majors that appeal to you:

STEP 4

GENERAL EDUCATION

PLU's General Education Program, grounded in liberal arts, Lutheran education and scientific perspectives, prepares you for a courageous life of thoughtful inquiry, service, leadership and care — for other people, communities and the Earth. Through a wide range of topical and engaging classes, we welcome you into ongoing conversations about nature and the human condition — challenging you to think critically, discern and formulate values, express yourself effectively and creatively, interact with others respectfully, and understand the world from various perspectives.

GEN ED

FYEP 101 - Writing Seminar (4 credits)
 FYEP 190 - Inquiry Seminar (4 credits)

Arts.....AR (4 credits)
 Literature.....LT (4 credits)
 Philosophy.....PH (4 credits)
 Christian Traditions.....RC (4 credits)
 Global Religious Traditions ..RG (4 credits)
 Social Sciences.....SO (8 credits)

Mathematical Reasoning.....MR (4 credits)
 Scientific MethodSM (4 credits)
 Natural Sciences.....NS (4 credits)

Alternative PerspectivesA (4 credits)
 Cross-Cultural Perspectives.....C (4 credits)
 PHED 100.....PE (1 credit)
 PHED Activity Courses(3 credits total)
 College of Arts and SciencesCAS
 Senior SeminarSR

FIRST-YEAR EXPERIENCE PROGRAM



PLU's unique First-Year Experience Program (FYEP) provides students with opportunities to develop their academic skills while engaging in meaningful conversations and in seminars and co-curricular settings throughout their first year. Serving as a foundation for general education, FYEP courses and co-curricular programs stress critical inquiry, effective expression, and learning in and through community.

INTERNATIONAL HONORS PROGRAM

IHON is a rigorous alternative to PLU's General Education Program, offering interdisciplinary courses that explore contemporary issues and their historical foundations through an integrated, multinational approach.

Interested in IHON but haven't applied? Apply soon - this is your only chance! In order to be part of the program, you have to be admitted to IHON **before** you register for your first semester classes.

More information:
plu.edu/honors.

IHON

FYEP 101 - Writing Seminar (4 credits)
 IHON 112...(equivalent to FYEP 190) (4 credits)

IHON 111.....(4 credits)
 IHON 200.....(4 credits)
 IHON 200.....(4 credits)
 IHON 200.....(4 credits)
 IHON 200.....(4 credits)
 IHON 300(4 credits)

Mathematical Reasoning.....MR (4 credits)
 Scientific MethodSM (4 credits)

Alternative Perspectives A (4 credits)
 Cross-Cultural Perspectives...C (4 credits)
 PHED 100.....PE (1 credit)
 PHED Activity Courses (3 credits total)
 College of Arts and SciencesCAS
 Senior SeminarSR

Worksheet

STEP 5

FIRST-YEAR CLASSES



FALL SEMESTER:

FYEP 101: First-Year Writing Seminar This four-credit course will allow you to

improve your writing skills within the context of an interesting topic or theme that encourages reflection, dialogue, debate and effective writing, alongside 15 fellow first-year students. This course is required for all students entering PLU with fewer than 30 completed college credits, but strongly recommended for all new students.

PLUS 100: Transitions to PLU This one-credit course assists in the transition from high school to university academics. The Office of Academic Advising will email more information to eligible students prior to New Student Registration.



JANUARY TERM:

FYEP 190: First-Year Inquiry Seminar This 4-credit course may be taken during January

Term or Spring Semester. The inquiry seminar will introduce you to methods and topics of study within a particular discipline and help you build critical thinking, reading and discussion skills. Class size is limited to 20-25 students. This course is required for all students entering PLU with fewer than 30 completed college credits.



SPRING SEMESTER:

FYEP 190: First-Year Inquiry Seminar This 4-credit course may be taken during January

Term or Spring Semester. The inquiry seminar will introduce you to methods and topics of study within a particular discipline and help you build critical thinking, reading, and discussion skills. Class size is limited to 20-25 students. This course is required for all students entering PLU with fewer than 30 completed college credits.

PLUS 115: Career and Educational Planning This one-credit course assists students in their personal decisions regarding major and career opportunities. Students will engage in self-assessment, exploration of the worlds of work, educational planning, reality testing and building career-related experience. This course is highly recommended for students who have not yet decided on a PLU major.

LEARNING COMMUNITY LINKED COURSES



There are many links between first-year classes and residential communities.

See page 11-12 for more information.

TAKE NOTE

See FYEP 101 topics at plu.edu/first-year and list all the topics that interest you:

-
-
-
-

STEP 6

CRAFTING A COURSE SCHEDULE

Most students take **12-13 credits** during their first semester at PLU (full-time enrollment is 12-17 credits per semester). Since most classes are four credits, a 12-credit load would include **three classes**. To put together a complete (and manageable) first-semester schedule, consider FYEP 101 (see page 7), one general education course (see page 6) and one course that explores your potential major (see page 5).

CONSIDERING A SPRING SPORT?



Athletes with competitive seasons in the spring are advised to take a heavier course load (16 credits) in the fall.

TAKE NOTE

How many credits would you like to take your first semester?

SAMPLE FALL SCHEDULES

INTEREST AREA: NURSING

| COURSE | CREDIT | WHAT DOES THIS COURSE FULFILL? |
|-------------------------|--------|--------------------------------|
| PSYC 101 | 4 | Major and General Education |
| BIOL 205 | 4 | Major and General Education |
| BIOL 205 lab | 0 | |
| FYEP 101 | 4 | First-Year Writing Seminar |
| PLUS 100: | 1 | Transitions to PLU |
| 13 total credits | | |

INTEREST AREA: UNDECIDED IHON

| COURSE | CREDIT | WHAT DOES THIS COURSE FULFILL? |
|-------------------------|--------|------------------------------------|
| FYEP 101 | 4 | First-Year Writing Seminar |
| IHON 111 | 4 | General Education |
| MATH 151 | 4 | General Education |
| SOCI 101 | 4 | General Education, Exploring Major |
| PHED 100 | 1 | General Education |
| 17 total credits | | |

INTEREST AREA: BUSINESS

| COURSE | CREDIT | WHAT DOES THIS COURSE FULFILL? |
|-------------------------|--------|--------------------------------|
| MATH 128 | 4 | Major and General Education |
| FYEP 101 | 4 | First-Year Writing Seminar |
| ECON 101 | 4 | Major and General Education |
| ARTD 101 | 4 | General Education |
| 16 total credits | | |

INTEREST AREA: UNDECIDED

| COURSE | CREDIT | WHAT DOES THIS COURSE FULFILL? |
|-------------------------|--------|------------------------------------|
| FYEP 101 | 4 | First-Year Writing Seminar |
| HIST 108 | 4 | General Education, Exploring Major |
| MATH 105 | 4 | General Education |
| PHED 100 | 1 | General Education |
| PLUS 100: | 1 | Transitions to PLU |
| 14 total credits | | |

INTEREST AREA: BIOLOGY OR CHEMISTRY

| COURSE | CREDIT | WHAT DOES THIS COURSE FULFILL? |
|-------------------------|--------|--------------------------------|
| MATH 140 | 4 | Major and General Education |
| CHEM 115 | 4 | Major and General Education |
| CHEM 115 lab | 0 | |
| FYEP 101 | 4 | First-Year Writing Seminar |
| 12 total credits | | |

CREDIT REQUIREMENTS

You must complete 128 credits to graduate from PLU. To stay on track to graduate in four years, students typically take 32 credits each academic year. If you take 12 credits in Fall, 4 credits in January, and 16 credits in Spring, you're right on track.

Buying your textbooks



Lute LOCKER

Once you've registered for your fall classes, you can start buying the textbooks needed for each class. The easiest way to buy textbooks? Go to lutelocker.com and select 'Textbooks' from the menu at the top. When you reach the order page, select the term (Fall 2018), subject and the class title and section for each of your classes.

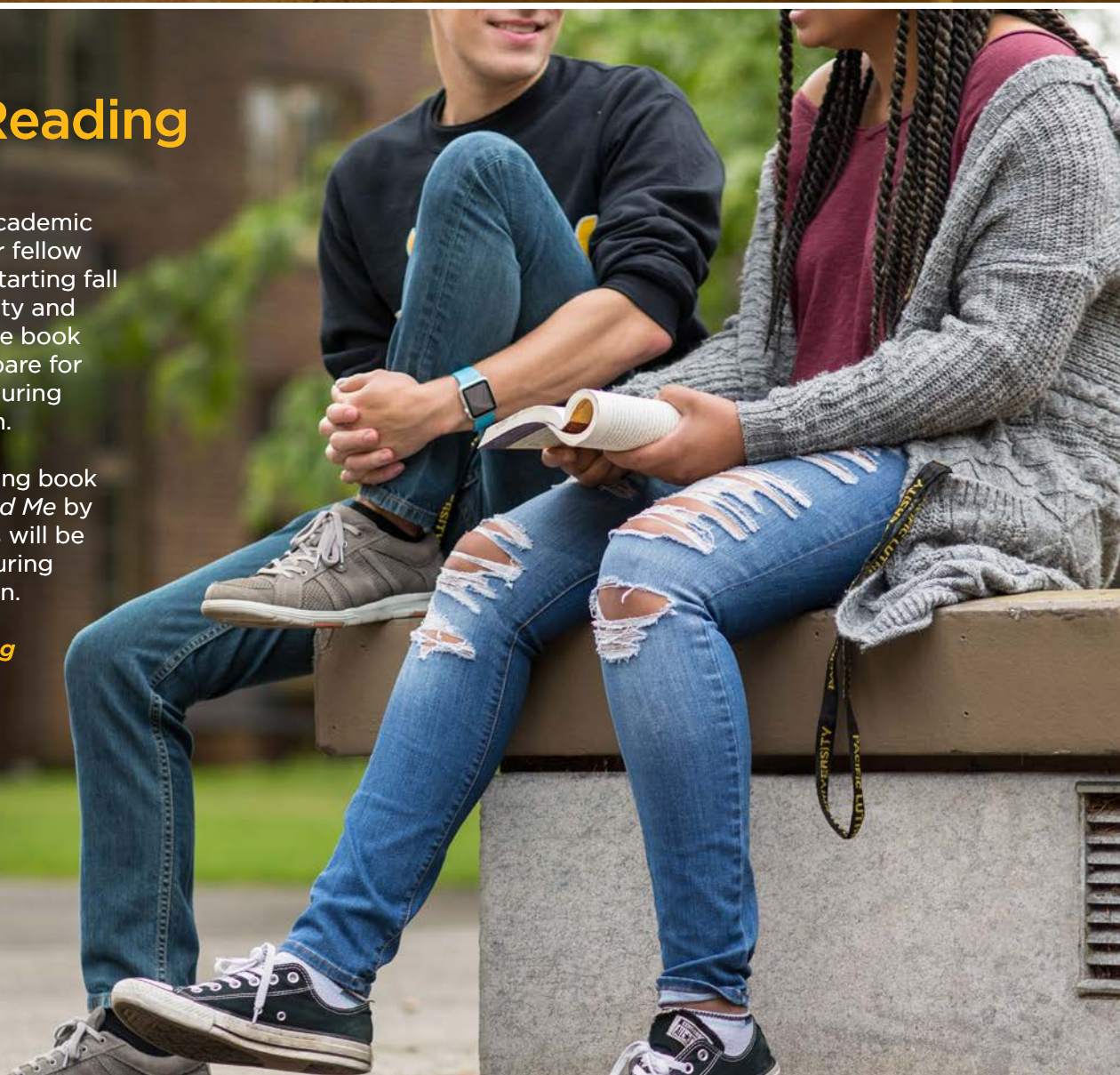
The Lute Locker is also where you get all of your black and gold Lute gear (hoodies, t-shirts, hats, socks, etc.!) Order online or visit the Lute Locker when you're on campus.

Common Reading

You get to share an academic experience with your fellow new Lutes before even starting fall classes! Along with faculty and staff, you'll read the same book over the summer to prepare for faculty-led discussions during New Student Orientation.

The 2018 Common Reading book is *Between the World and Me* by Ta-Nehisi Coates. Copies will be available for purchase during New Student Registration.

plu.edu/common-reading



As soon as you are registered for fall classes, you can apply for on-campus jobs! Check listings for on-campus **and** off-campus jobs on the Opportunities Board at plu.edu/career.

Student Employment

Work Study FAQs

Q Where on campus can I use my work study?

A All on-campus jobs are work study eligible. There are off-campus options too.

Q I don't have work study. Can I still work on campus?

A Absolutely! On-campus jobs are open to all students.

Q If I don't work my first semester or even first year, will I lose my work study?

A You won't. You must, however, complete the FAFSA every year to be considered for work study eligibility.

Student employees are valued in every department on campus. Jobs for work study and non-work study in those departments, as well as off campus, are open to all students.

"I really like my job on campus, I love the people I work with," said Chloe Ponce, an on-campus barista. "It also helps that they are very flexible with my schedule, which is very nice,

especially with ROTC and classes."

Student employment at PLU is capped at 20 hours per week; jobs that offer five to 10 hours per week are often available.

"If you're considering it, start working on your resume and cover letter now because that was what took me the longest when applying," Ponce said.

Additional Experiential Learning Opportunities

Job shadowing † Employer panels and site visits † Alumni connections † Career fairs † Volunteering † Interest surveys and other career exploration tools † Professional skill-building activities and training — résumé writing, networking, LinkedIn, etc.

Residential Life

85% of first-year students live on campus

ALL PLU STUDENTS ARE ENCOURAGED to live on campus their first year; however, if this is not possible, please contact Commuter & Transfer Student Connections (ctcs@plu.edu) for resources and support.

3.10 **HIGHER GPAs**
ON CAMPUS
2.87
OFF CAMPUS
At PLU from 2011 to 15, first-year students who lived on campus earned an average 3.1 GPA, compared to 2.87 for students who lived off campus.

HIGHER GRADUATION RATES

Since fall 2005, first-year students who lived on campus for four or more semesters graduated from PLU at a higher rate than students who never lived on campus.



WELCOME HOME TO PLU!

Living on campus is an integral component of the PLU Experience — 85 percent of first-year students live on campus. At PLU, we call our living facilities “residence halls” because they are so much more than a dorm. Our nine dynamic on-campus living and learning environments are fun, supportive and convenient.

RLC Linked Courses

At Pacific Lutheran University, first-year students can find the same family feel of their residence halls replicated in the classroom by enrolling in courses thematically linked to their Residential Learning Communities (RLCs) — an opportunity to take a class rooted in their personal interests with the neighbors they share living quarters with.

Cherish Scheidhauer, a PLU first-year studying biomedical engineering, learned about RLCs when her admissions counselor suggested she apply to STEM House. “It’s really cool how it brings people together based on their similar interest in STEM, but also it brings a lot of different perspectives as well.”

“I think one of the benefits is the courses relate to the communities,” said Jeremy Knapp, a first-year resident of the Diversity, Justice, and Sustainability RLC. “I got a course that’s related to what I care about because I picked a hall that’s related to what I care about.”

The primary goal of linked courses is to promote an educational environment that doesn’t limit learning to the classroom — and they are not just for residents. Commuter students who would like to opt into a learning community that interests them are welcome to join these communities and the courses linked with them.

“I feel like it’s really beneficial because you have that easy access,” said Heze Goodwin, a first-year resident of the Wellness House RLC. “So if you have a question or you need help from someone, you don’t have to travel far for someone to help you.”

“In Pflueger, every night is pfamily movie night.”



LIAM
Sophomore Student,
Resident of Pflueger Hall

Those friendships are just another benefit of the linked course learning experience: a readymade group of friends and study partners.

“It’s amazing how well we get along,” Cherish said. “My roommate has become my best friend and these people are now like my family. We eat together, we study together, we hang out together... we’ve got so close through this.”

DID YOU KNOW ?
Doing laundry in your residence hall is **free!** No need to save up coins.

Residential Learning Communities

- Harstad Women’s Empowerment & Gender Equity
- Hinderlie Community for Creative Expression
- Hong International Hall
- Lavender Community (Ordal Hall)
- Wellness House (two floors in Tingelstad)
- STEM (science, technology, engineering and mathematics) House (two floors in Tingelstad)
- Diversity, Justice and Sustainability (in Stuen) comprising three themed floors:
 - First in the Family
 - Students of Color
 - Environmental and Social Justice

Study away at PLU

Studying overseas conjures up daydreams of remote destinations, striking vistas and crumbling monuments exuding historical relevance. At Pacific Lutheran University, first-year students can delve into all of that and more through the school's study away programs while earning academic credit and building experience and knowledge for success in an increasingly interconnected world.

"It was an incredible experience that left my brain, heart, and hands full," said Christiana Slater '20 of her study away program to Oaxaca, Mexico.

"My favorite expedition was to Mexico City, because I'd dreamed about visiting since I saw textbook pictures when I began studying Spanish in middle school."

Study away participants can pick from semester or full-year programs in locations that range from Norway and China to Trinidad and Tobago, or shorter January Term and summer programs from a diverse rotating list of countries that include the Bahamas, Greece, New Zealand and more. Internships, research, language immersion and cultural exploration are foundational elements of study away experiences, and vary from program to program.

"Studying away reiterated to me how vast yet connected our world is today," Slater said. "It reminded me that I'm called to walk for others, seek justice and pursue it."

We're offering

TWELVE \$500 NEED-BASED MAP YOUR FUTURE STUDY AWAY SCHOLARSHIPS TO FIRST-YEAR STUDENTS.

Visit plu.edu/studyaway/funding for more information and to apply.



Study away at PLU

J-TERM 2019 OFFERINGS:

Tropical Marine Biology (BIOL 369) in the Bahamas

Tudor England (HIST 332) in England

Language & Culture in the New Germany (GERM 331) in Germany*

Religions of the Ancient Mediterranean (RELI 213) in Greece

Comparative Education (EDUC 382) in Namibia

Learning While Tramping on the Tracks (KINS 319) in New Zealand

Social, Educational & Health Services (SOCW 325) in Tobago*

Music of Trinidad Carnival (MUSI 491) in Trinidad

Intensive Spanish & Culture (HISP 201, 202, 301, 403) in Uruguay*

Makah Culture Past & Present (ANTH 192/491) in Neah Bay, WA*

Eating Portland (COMA 387) in Portland, OR

Geology of the National Parks (FYEP 190/GEOS 106) in S. CA & SW US*

January Term on the Hilltop (SOCW 175/491) in Tacoma, WA*

Environmental Literature - from the Pacific Ocean to the Salish Sea (ENGL 234) in WA & OR*

**First-year students are welcome to apply for these specific J-Term courses!*

New Student Orientation

Aug. 31 - Sept. 4

Mark the beginning of your PLU journey at New Student Orientation — five fun days to connect with new classmates, returning students, faculty members, and staff while learning more about PLU.

These five days are filled with opportunities: join a small “Lute Group” of other new students, facilitated by student Orientation Guides; attend student performances; learn your way around campus with scavenger hunts and tours; and meet with your academic advisor, among many other activities.

Find more information and the New Student Orientation schedule at plu.edu/new.

2018-19 calendar



MI

Aug. 31
MOVE-IN DAY

NS

Aug. 31 - Sept. 4
NEW STUDENT ORIENTATION

FD

Sept. 4
FIRST DAY OF CLASSES &
UNIVERSITY CONVOCATION

IF

Sept. 7
INVOLVEMENT FAIR

MS

Oct. 19
MID-SEMESTER BREAK

HF

Nov. 2-4
HOMECOMING & FAMILY
WEEKEND

TB

Nov. 22-25
THANKSGIVING BREAK

FW

Dec. 10-14
FINALS WEEK

WB

Dec. 15
WINTER BREAK BEGINS

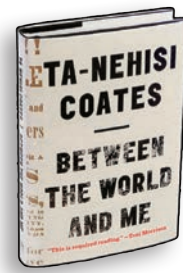
JT

Jan. 2
J-TERM CLASSES BEGIN

Do this first

- Pay your enrollment deposit at plu.edu/bealute
 - Apply to live on campus or register your housing plans (see links in your enrollment deposit confirmation email)
 - Activate your PLU email account at plu.edu/myepass
 - Complete your annual online payment agreement at plu.edu/payment-agreement
 - Request your New Student Registration appointment at plu.edu/academic-advising
 - Complete the New Student Checklist sent from Student Financial Services
-

WE'RE ALL READING



TOGETHER THIS SUMMER!

Between now and fall semester

May

- Complete the meningitis information survey, and return your Medical History Record and New Student Information form, found on the admitted student webpage (plu.edu/admit, and select 'First-Year Students')
- Complete your Math and Language Placement Evaluations (see page 2)

June

- Purchase and begin reading the Common Reading Book *Between the World and Me*. This is required!
- New Student Registration: June 13, 14, 15, 18, 19, 20
- Send final high school (and college) transcripts to: Registrar, Pacific Lutheran University, Tacoma WA 98447

July

- Buy textbooks for your classes at lutelocker.com
- You'll receive more information about New Student Orientation (check your PLU email!)
- If applicable, contact Disability Support Services (dss@plu.edu or 253-535-7206) to start the documentation and accommodation process
- If living on campus, you'll receive roommate information at the end of the month (check your PLU email!)

August

- Athlete? Complete your NCAA Athletics Pre-Participation packet (golutes.com/information/about/sportsmedicine)
- Bringing a car? Register your vehicle at plu.edu/campus-safety/parking
- You'll receive your billing statement. First payment for any amount owed to PLU after financial aid is in August
- You'll receive information about your academic advisor at the end of the month (check your PLU email!)

Important campus resources

You can find the on-campus location of all of these offices at plu.edu/map.

ACADEMIC AND FINANCIAL RESOURCES

Center for Student Success
Provides students with individualized academic and personal support and resources
253-535-8870 or success@plu.edu
plu.edu/student-success

Academic Advising
Help with navigating academic requirements and policies, major planning, and selecting classes
253-535-7459 or advising@plu.edu
plu.edu/academic-advising

Academic Assistance
Tutoring, study skills, study groups
253-535-7518 or aac@plu.edu
plu.edu/aac

Disability Support Services
Helps establish reasonable accommodations and services for equitable access
253-535-8242 or dss@plu.edu
plu.edu/dss

Student Financial Services
Financial aid process, payment options, billing questions
253-535-7161 or sfs@plu.edu
plu.edu/student-financial-services

Textbooks
Order online at lutelocker.com

STUDENT SUPPORT

Campus Safety
Parking and safety information
253-535-7441 or csin@plu.edu
plu.edu/campus-safety

Center for Gender Equity
Education, support, advocacy
253-535-8759 or cge@plu.edu
plu.edu/cge

Counseling Center
Emotional support for personal challenges or personal academic issues
253-535-7206 or counseling@plu.edu
plu.edu/counseling

Diversity Center
Programs and initiatives that promote and enhance equity, agency and action
253-535-8750 or dcenter@plu.edu
plu.edu/dcenter

Health Center
Primary healthcare services for ALL students
253-535-7337 or health@plu.edu
plu.edu/health

EMPLOYMENT AND CAREER

Career Connections
Career exploration and preparation
253-535-7459 or career@plu.edu
plu.edu/career

Internships
Internship opportunities
253-535-7324
plu.edu/intern

Student Employment
On-campus and work study jobs
253-535-8786 or stuemp@plu.edu
plu.edu/studentemployment

GET INVOLVED

Clubs & Organizations
Over 70 from which to choose
253-535-8319 or clubs@plu.edu
plu.edu/clubs

Center for Community Engagement & Service
Service and volunteer in the local community
253-535-7652 or service@plu.edu
plu.edu/service

Office for Student Engagement
Student leadership and programming
253-535-7195 or engage@plu.edu
plu.edu/student-engagement

Engaged and involved students succeed! Get your start at the **Involvement Fair on Friday, September 7.**



OFFICE OF ADMISSION
12180 Park Avenue South
Tacoma, WA 98447-0003

ELECTRONIC SERVICE REQUESTED