

# HSK Registration Manual

## HSK 考试注册说明

Presented by the Confucius Institute of  
the State of Washington

# 1. Go to <http://www.chinesetest.cn>

The screenshot shows the homepage of the Chinese Test Service Network. At the top, there is a navigation bar with the website's logo and name in Chinese and English, along with language options: 简体中文 | English | 日本語 | 한국어 | Français | Русский | Español. A search bar and links for 'Login' and 'New User' are also present.

The main content area is divided into several sections:

- Registration:** A section titled '2021年考试日期' (2021 Exam Dates) featuring five test categories: HSK (Chinese Proficiency Test), HSKK (HSK Speaking Test), YCT (Youth Chinese Test), BCT (Business Chinese Test), and MCT (Medical Chinese Test). Each category has a 'Check Schedule' button.
- Test Taker / Test Center:** A login section with fields for 'UserName', 'Password', and 'Code' (displaying '9844'). It includes 'Login' and 'New User' buttons, and a 'Recover Password' link.
- Partners and Programs:** Logos for '中文学习测试中心' (Chinese Learning and Testing Center), '美丽中国' (Beautiful China) with '留学计划' (Study Abroad Program) and 'beautifulchinastudy.com', 'GIIP' (Global Innovation Internship Project), and 'CNC SOL' (International Chinese Teacher Certificate Exam).
- Score Report:** A section for checking scores, with fields for 'Ticket No.', 'Name', and 'Code' (displaying '9844'), and an 'Enquiry' button.
- Announcement:** A section with a 'more' link and a list of notices:
  - Notice on Additional HSK... (2021-02-05)
  - Notice on Adjusting the W... (2020-11-09)
  - Notice on Providing Analy... (2020-03-26)
  - Notice on delay the deliv... (2020-03-06)
  - About Conducting HSK and ... (2020-05-08)
- Right Sidebar:** A vertical menu with icons and links for 'Practice', 'Download', 'OPIc Oral Test', 'OCT 汉语口语考试' (OCT Chinese Oral Exam), and 'FAQ'.

2. If you already have an account, use your credentials to login, click on test registration, then go to Step 6. Otherwise, got to Step 3.

汉语考试服务网  
www.chinesetest.cn

简体中文 | English | 日本語 | 한국어 | Français | Русский | Español

Search

Login New User

Registration 2021年考试日期

Test Taker Test Center

UserName  
Password  
Code 9844  
Login New User  
Recover Password

Practice  
Download  
OPIC Oral Test  
OCT 汉语口语考试  
FAQ

HSK Chinese Proficiency Test  
HSKK HSK Speaking Test  
YCT Youth Chinese Test  
BCT Business Chinese Test  
MCT Medical Chinese Test  
Check Schedule

中文学习测试中心  
Chinese Learning and Testing Center

美丽中国  
留学计划  
beautifulchinastudy.com

GLIP  
国际青年创新实习计划  
Global Innovation Internship Project

CICSOL  
国际中文教师证书考试

Score Score Report

Ticket No. Name  
Code 9844 Enquiry

Announcement more

- Notice on Additional HSK... (2021-02-05)
- Notice on Adjusting the W... (2020-11-09)
- Notice on Providing Analy... (2020-03-26)
- Notice on delay the deliv... (2020-03-06)
- About Conducting HSK and ... (2020-05-08)

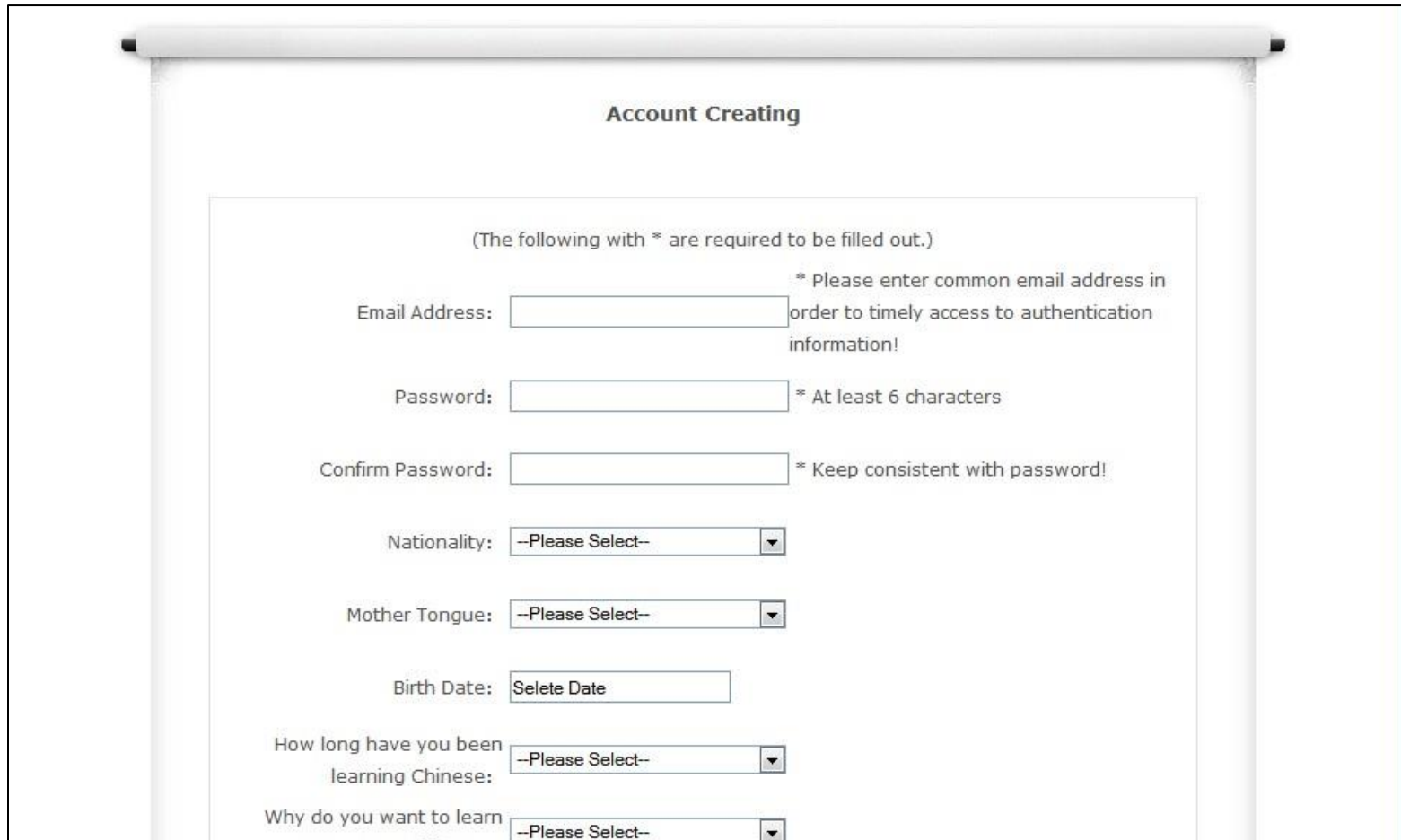
### 3. On the top of the page, click the “New User” button to create your account.

The screenshot displays the homepage of the Chinese Test Service Network (www.chinesetest.cn). At the top, there is a navigation bar with the site's logo, name in Chinese and English, and a search bar. Below the navigation bar, the main content area is divided into several sections:

- Registration Section:** Features a "2021年考试日期" (2021 Exam Dates) header. It includes five test categories: HSK (Chinese Proficiency Test), HSKK (HSK Speaking Test), YCT (Youth Chinese Test), BCT (Business Chinese Test), and MCT (Medical Chinese Test). Each category has a "Check Schedule" button.
- Test Taker / Test Center Section:** Contains a registration form with fields for "UserName", "Password", and "Code" (displaying "9844"). There are "Login" and "New User" buttons, along with a "Recover Password" link.
- Service Center Section:** Includes logos for "中文学习测试中心" (Chinese Learning and Testing Center), "美丽中国" (Beautiful China) with a "beautifulchinastudy.com" link, "GIP" (Global Innovation Internship Project), and "CIC SOL" (International Chinese Teacher Certificate Exam).
- Score Report Section:** Has a "Score" and "Score Report" header. It includes input fields for "Ticket No.", "Name", and "Code" (displaying "9844"), and an "Enquiry" button.
- Announcement Section:** Lists several notices with dates, such as "Notice on Additional HSK..." (2021-02-05) and "Notice on Adjusting the W..." (2020-11-09).
- Right Sidebar:** Contains icons and links for "Practice", "Download", "OPIC" (Oral Test), "OCT" (汉语口语考试 - Chinese Oral Test), and "FAQ".

A red arrow points to the "New User" button in the registration form.

## 4. Fill in the information to create an account.



**Account Creating**

(The following with \* are required to be filled out.)

Email Address:  \* Please enter common email address in order to timely access to authentication information!

Password:  \* At least 6 characters

Confirm Password:  \* Keep consistent with password!

Nationality:

Mother Tongue:

Birth Date:

How long have you been learning Chinese:

Why do you want to learn Chinese:

5. After submitting the information, you will see the page shown below. Click “Register Now” to register for the HSK test.

Welcome ubci@buffalo.edu back. [Personal Information Center](#) [Log Out](#)

Please enter what

  **汉语考试服务网**  
www.chinesetest.cn

Language:

[Home](#) [Announcement](#) [About Test](#) [Test Registration](#) [Test Center](#) [Score & Certificate](#) [Practise](#) [Test Regulation](#) [About Us](#)

✓ Successfully registered as a website user!

[Enter Personal Information Center](#) [Register Now](#)

## 6. You will see the page shown below.

Home   Announcement   About Test   **Test Registration**   Test Center   Score & Certificate   Practise   Test Regulation   About Us

Chinese Proficiency ..


- [HSK Level I](#)
- [HSK Level II](#)
- [HSK Level III](#)
- [HSK Level IV](#)
- [HSK Level V](#)
- [HSK Level VI](#)


汉语水平口语考试HSKK

- [Speaking Test\(Beginn..](#)
- [Speaking Test\(Interm..](#)
- [Speaking Test\(Advanc..](#)

Youth Chinese Test

- [New YCT Level I](#)
- [New YCT Level II](#)
- [New YCT Level III](#)
- [New YCT Level IV](#)
- [Speaking Test\(Beginn..](#)

 Easily complete your online registration for chinese test in just 5 minutes!



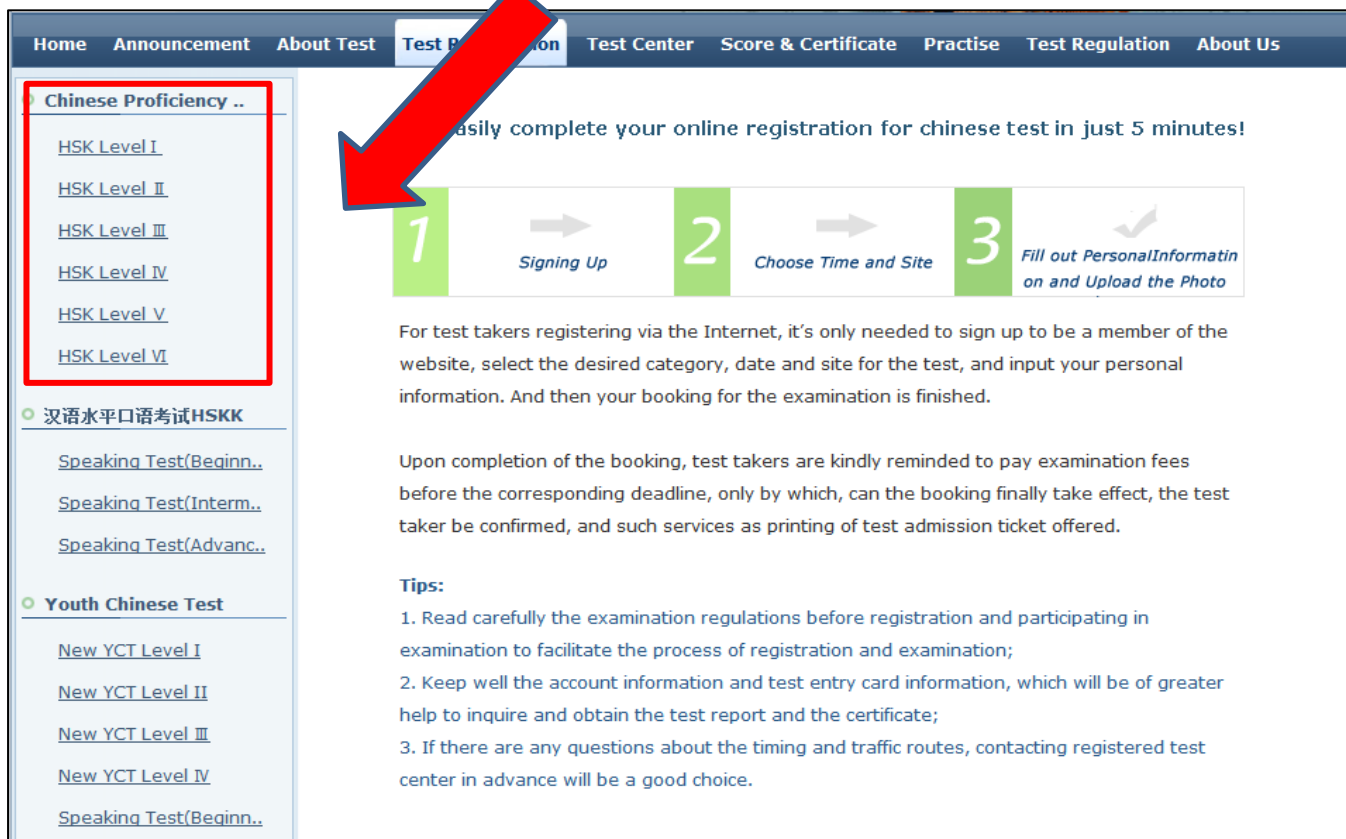
For test takers registering via the Internet, it's only needed to sign up to be a member of the website, select the desired category, date and site for the test, and input your personal information. And then your booking for the examination is finished.

Upon completion of the booking, test takers are kindly reminded to pay examination fees before the corresponding deadline, only by which, can the booking finally take effect, the test taker be confirmed, and such services as printing of test admission ticket offered.

**Tips:**

1. Read carefully the examination regulations before registration and participating in examination to facilitate the process of registration and examination;
2. Keep well the account information and test entry card information, which will be of greater help to inquire and obtain the test report and the certificate;
3. If there are any questions about the timing and traffic routes, contacting registered test center in advance will be a good choice.

## 7. Choose the level or levels you want to register for in the “Chinese Proficiency Test” column on the left.



Home Announcement About Test **Test Registration** Test Center Score & Certificate Practise Test Regulation About Us

**Chinese Proficiency Test**

- [HSK Level I](#)
- [HSK Level II](#)
- [HSK Level III](#)
- [HSK Level IV](#)
- [HSK Level V](#)
- [HSK Level VI](#)

○ **汉语水平口语考试HSKK**

- [Speaking Test\(Beginner\)](#)
- [Speaking Test\(Intermediate\)](#)
- [Speaking Test\(Advanced\)](#)

○ **Youth Chinese Test**

- [New YCT Level I](#)
- [New YCT Level II](#)
- [New YCT Level III](#)
- [New YCT Level IV](#)
- [Speaking Test\(Beginner\)](#)

Easily complete your online registration for chinese test in just 5 minutes!

- 1** Signing Up
- 2** Choose Time and Site
- 3** Fill out Personal Information and Upload the Photo

For test takers registering via the Internet, it's only needed to sign up to be a member of the website, select the desired category, date and site for the test, and input your personal information. And then your booking for the examination is finished.

Upon completion of the booking, test takers are kindly reminded to pay examination fees before the corresponding deadline, only by which, can the booking finally take effect, the test taker be confirmed, and such services as printing of test admission ticket offered.

**Tips:**

1. Read carefully the examination regulations before registration and participating in examination to facilitate the process of registration and examination;
2. Keep well the account information and test entry card information, which will be of greater help to inquire and obtain the test report and the certificate;
3. If there are any questions about the timing and traffic routes, contacting registered test center in advance will be a good choice.



## 8. Description and recommendations will show up after you choose the level of test you wish to take.



The screenshot shows a web interface for HSK registration. The top navigation bar includes links for Home, Announcement, About Test, Test Registration (highlighted), Test Center, Score & Certificate, Practise, Test Regulation, and About Us. A progress indicator shows three steps, with the first step 'Registration Procedure' completed. The main content area is titled 'HSK Level II' and features a 'Register Now' button. The left sidebar lists 'Chinese Proficiency Test' options: HSK Level I, HSK Level II (highlighted with a red box), HSK Level III, HSK Level IV, HSK Level V, and HSK Level VI. Below this is the '汉语水平口语考试HSKK' section. The main text describes the HSK (Level II) test, its counterpart in other language scales, and the intended student profile.

Home Announcement About Test **Test Registration** Test Center Score & Certificate Practise Test Regulation About Us

Registration Procedure 1 2 3

**HSK Level II** Register Now

**Chinese Proficiency Test**

- HSK Level I
- ▶ HSK Level II**
- HSK Level III
- HSK Level IV
- HSK Level V
- HSK Level VI

汉语水平口语考试HSKK

The HSK (Level II) assesses test takers' abilities in the application of everyday Chinese. It is the counterpart of the Level II of the *Chinese Language Proficiency Scales for Speakers of Other Languages* and the A2 Level of the *Common European Framework of Reference (CEF)*. Test takers who are able to pass the HSK (Level II) have an excellent grasp of basic Chinese and can communicate in simple and routine tasks requiring a simple and direct exchange of information on familiar and routine matters.

The HSK (Level II) is intended for students who have studied Chinese for two semesters (an academic year), with 2-3 class hours in each week. These students have mastered 300 commonly used words and related grammar patterns.

## 9. Click “Register Now” to register for your intended HSK test.

The screenshot shows a website interface for HSK registration. The top navigation bar includes links for Home, Announcement, About Test, Test Registration (highlighted), Test Center, Score & Certificate, Practise, Test Regulation, and About Us. On the left, a sidebar menu lists 'Chinese Proficiency Test' options: HSK Level I, HSK Level II (highlighted with a red box), HSK Level III, HSK Level IV, HSK Level V, and HSK Level VI. Below this is '汉语水平口语考试HSKK'. The main content area is titled 'HSK Level II' and features a 'Register Now' button (highlighted with a red box) in the top right corner. The text describes the HSK (Level II) as assessing everyday Chinese application, equivalent to Level II of the Chinese Language Proficiency Scales and A2 of the CEF. It notes that successful candidates have a strong grasp of basic Chinese and can handle simple communication tasks. The text also states that the HSK (Level II) is intended for students who have studied Chinese for two semesters (an academic year) with 2-3 class hours per week, having mastered 300 common words and grammar patterns.

Home Announcement About Test **Test Registration** Test Center Score & Certificate Practise Test Regulation About Us

Registration Procedure 1 2 3

Chinese Proficiency Test

HSK Level I

**▶ HSK Level II**

[HSK Level III](#)

[HSK Level IV](#)

[HSK Level V](#)

[HSK Level VI](#)

汉语水平口语考试HSKK

### HSK Level II

[Register Now](#)


The HSK (Level II) assesses test takers' abilities in the application of everyday Chinese. It is the counterpart of the Level II of the *Chinese Language Proficiency Scales for Speakers of Other Languages* and the A2 Level of the *Common European Framework of Reference (CEF)*. Test takers who are able to pass the HSK (Level II) have an excellent grasp of basic Chinese and can communicate in simple and routine tasks requiring a simple and direct exchange of information on familiar and routine matters.

The HSK (Level II) is intended for students who have studied Chinese for two semesters (an academic year), with 2-3 class hours in each week. These students have mastered 300 commonly used words and related grammar patterns.


- 10.** Choose The Confucius Institute of the State of Washington as your test site, then click “Submit” to complete your registration process.
- 11.** On the next page, fill in the test taker information. Then click “Next Step”.
- 12.** Upload your photo. Read here recommendations on the page under “Related Notes”. Then click “Next Step”

# 13. Confirm that all your personal information is correct. Then click “confirm and submit”.

Home Announcement About Test **Test Registration** Test Center Score & Certificate Practise Test Regulation About Us

1 Choose Test Center 2 Fill out Personal Information 3 Upload 4 Confirm Registration  Registration confirmed

### HSK Level II --Registration--Candidate information confirmation

User Name	ubci@buffalo.edu	
Name	xj	
Chinese Name		
Gender	Female	
Birthday	1999-07-06	
Telephone Number	7168660556	
Address		
Nationality	CHINA	
Mother Tongue	Chinese	
ID Type	Passport	
ID Card Number	50034	
Test Type	HSK二级	
Test Date	2013-03-24	
考点名称	Confucius Institute at Buffalo University	
考试地点		

[Previous](#) [Confirm and submit](#)

**14.** When you have successfully registered for the HSK, you will see this page. Click [在线支付](#) (Must pay 10 days before the test).

Home Announcement About Test **Test Registration** Test Center Score & Certificate Practise Test Regulation About Us

1 Choose Test Center 2 Fill out Personal Information 3 Upload 4 Confirm Registration ✓ Registration confirmed

**Successfully pre-registered, with a test confirmation letter sent to your email box**

1. Please pay your registration fees at **Confucius Institute at Buffalo University** before 2013-02-25 or [在线支付](#). Your booking will be automatically canceled in case of failure to receive your fees until expiration.

2. Please verify whether the information you filled out is correct or not, because no changes to such information are allowed as the personal and registration information after registration expiration.



3. It's expected that from **2013-03-14** you will be able to login into the website and print your Admission Ticket.

[在线支付](#)

[Enter Personal Information Center](#) [Return to Home](#)

# 15. Click “Buy Now” and double-check test date and location.



Welcome to HSK Test

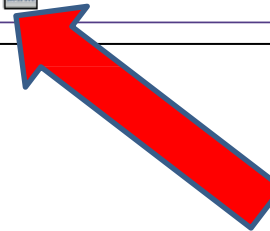
  **Register for the HSK Test**  
FOR TEST TAKERS

Please check your profile and payment type

xj	2013年03月24日HSK（二级）考试	美国纽约州立大学布法罗孔子学院(网考)	30.00
		Total:	30.00

Payment Method



# 16. Follow the directions to complete payment by PayPal or credit card.


HANBAN CHINESE ONLINE TESTING CENTER English

### Your order summary

Descriptions	Amount
<a href="#">Group Payment, Order ID:6114621</a> Item price: \$30.00 Quantity: 1	\$30.00
<b>Item total</b>	<b>\$30.00</b>
<b>Total \$30.00 USD</b>	

### Choose a way to pay

PayPal securely processes payments for HANBAN CHINESE ONLINE TESTING CENTER.

[▶ Have a PayPal account?](#)   
Log in to your account to pay

[▼ Don't have a PayPal account?](#)  
Pay as a guest now, sign up for PayPal later

---

Country

First name

Last name

Address line 1

Address line 2   
(optional)


City

Province

Postal code

Telephone

Email

Payments processed by 

## **Please Note:**

- **Registration and payment must be completed 10 days prior to the test.**
- **Payment must be made online.**
- **You should arrive at 15 minutes before the start of the test. You will not be allowed into the test room after the test starts.**
- **You must bring your HSK Test Admission Ticket, a valid photo ID (driver's license, passport, or student ID)**
- **You should NOT bring to the test cell phones, notebooks, lap tops, books, scratch paper, dictionaries, electronic devices, or test preps of any kind.**
- **For more information, please call [253-535-7354](tel:253-535-7354)**



or send Email to [ciwa@plu.edu](mailto:ciwa@plu.edu)